




# 2020-21 Monmouth Women's Basketball

Monmouth Women's Basketball Contact: Chuck Marvel | [cmarvel@monmouth.edu](mailto:cmarvel@monmouth.edu) | 732.263.5834 | 302.388.3089



## MATCHUP

**Head Coach**  
Billi Chambers

Career:  
102-129  
(8th season)

At Iona:  
same



VS.



**Head Coach**  
Jody Craig

Career:  
481-229  
(23rd season)

At Monmouth:  
33-66  
(4th season)

**IONA GAELS**  
4-8 (3-6 MAAC)

**MONMOUTH HAWKS**  
2-13 (2-9 MAAC)

**Thursday, March 4, 2021 | 6:00 PM**  
OceanFirst Bank Center | West Long Branch, NJ

### HOW TO FOLLOW

Watch: ESPN3 | Radio: 88.9 WMCX

Live Stats: [monmouth.statbroadcast.com](http://monmouth.statbroadcast.com) | Twitter: [www.twitter.com/MUHawksWBB](https://twitter.com/MUHawksWBB)

### LAST TIME OUT

Despite a nine-point advantage in the second half, Monmouth fell to Fairfield on February 21, 60-46. The Hawks outscored the Stags 20-11 in the fourth quarter, making five three-pointers in the frame, but Fairfield's strong first half proved to be the difference. Redshirt junior Jen Louro led the way with a season-high 19 points, shooting 5-of-10 from long range. Louro also added four rebounds in 34 minutes. Freshman Jania Hall was also efficient from beyond the arc, nailing three out of five attempts to finish with 12 points.

### SCOUTING THE IONA GAELS

Iona was voted fifth in the 2020-21 MAAC Preseason Coaches' Poll. Junior Juana Camilion was voted to the Preseason All-MAAC First Team after being named to the 2019-20 All-MAAC Third Team. Redshirt sophomore Paulla Weekes was tabbed Preseason All-MAAC Third Team. Camilion leads the team with 12.0 points per game. Senior guard Olivia Vezaldenos has played all 12 games and is averaging 10.8 points per contest.

### ALL-TIME SERIES VS. IONA

The teams have each won 11 games in the all-time series. Monmouth has won two straight, including a 69-60 victory in the MAAC Championships First Round last season.

## SCHEDULE

### 2020-21

DATE	OPPONENT	TIME/RESULT
11.27	AT RUTGERS	L, 38-82
12.02	LA SALLE	L, 46-64
12.05	DREXEL	L, 50-61
12.15	AT SAINT JOSEPH'S	L, 52-80
01.24	MANHATTAN*	L, 45-58
01.25	MANHATTAN*	L, 48-49
01.30	RIDER*	L, 35-61
01.31	RIDER*	L, 31-45
02.03	SIENA*	W, 61-60
02.06	AT QUINNIAC*	L, 54-68
02.07	AT QUINNIAC*	L, 38-53
02.13	AT SAINT PETER'S*	L, 60-70
02.14	AT SAINT PETER'S*	W, 63-57
02.20	AT FAIRFIELD*	L, 21-51
02.21	AT FAIRFIELD*	L, 46-60
03.04	IONA*	6 PM
03.05	IONA*	6 PM
03.09	MAAC CHAMPIONSHIPS^	TBA

\* - Metro Atlantic Athletic Conference (MAAC) game

^ - MAAC Championships (Atlantic City, NJ)

## LINEUP

### PROBABLE STARTERS

Pos. #	Name	Ht.	Cl.	PPG	RPG	Notes
G 1	Ariana Vanderhoop	5-9	Fr.	5.0	3.0	10 pts at SPU and Fairfield. Led Cathedral High School (Boston, MA) to two state championships
G 2	Alexa Wallace	5-8	Jr.	3.0	3.2	Played all 62 games in first two seasons. Averaged 16.8 minutes per game
G 20	Jania Hall	5-8	Fr.	9.1	2.9	Double-figures in a team-high eight games. A 1,000+ point scorer at St. Vincent Pallotti High School
F 25	Lucy Thomas	6-0	Jr.	6.1	4.2	Preseason All-MAAC Second Team. Scored in double figures in 27 games
C 24	Belle Kranbuhl	6-3	Fr.	6.7	8.3	Two-time MAAC ROW. 20 pts, 16 rebs at St. Peter's. Three double-doubles. Leads MAAC in blocks per game (2.9)

### RESERVES

G 3	Gabrielle Wener	6-2	Fr.	6.2	3.3	Season-high 14 points at St. Peter's. Over 1,000 career points at Messalonskee High School
G 11	Jen Louro	5-8	Fr.	8.6	3.3	Game-winning layup with 2.2 seconds left vs. Siena. Season-high 19 pts at Fairfield (5-10 3FG)
G 12	Brianna Livingston	5-9	Sr.	-	-	Played first two seasons at University of Cincinnati. Suffered season-ending injury in second game of 19-20
G 14	Destiny Jackson	5-6	So.	2.7	2.0	Career-high 6 pts vs Saint Joseph's and Manhattan
F 13	Saule Kaupyte	6-0	So.	1.9	4.3	Career-high 13 rebs vs. Siena. Career-high 8 pts vs. Manhattan
C 15	Fatou Ndao	6-2	Sr.	0.4	1.0	5 pts, 7 rebs at Princeton last season
F 21	Zareia Chevre	5-10	Fr.	-	-	Named to the All-Conference team three times and was named MVP twice at Simley High School
F 22	Sakeria Haralson	6-1	Fr.	4.1	3.5	Averaged 12.4 PPG and 11.3 RPG at Bellwood-Antis High School. Scored 1,000+ career points
G 23	Allure Simmons	5-7	Jr.	-	-	Lock-down defender has 47 career steals in 59 games. Career-high 9 pts at Rider as a freshman

\*APG



# NOTES

## UNIVERSITY QUICK FACTS

Location.....	West Long Branch, NJ
Founded.....	1933
Enrollment (Undergrad + Grad) .....	6,400
President.....	Patrick F. Leahy, Ed.D.
Athletics Director .....	Dr. Marilyn McNeil
Conference.....	MAAC
Nickname.....	Hawks
Colors.....	Midnight Blue and White
Arena.....	OceanFirst Bank Center (4,100)
Website.....	www.MonmouthHawks.com
First season of Division I.....	1982-83
Overall Division I Record .....	568-549
First season in MAAC .....	2013-14
Conference Championship.....	1987

## MEDIA SERVICES

### INTERVIEWS WITH COACH CRAIG

Media wishing to interview Coach Craig must notify Chuck Marvel of the Monmouth Athletics Communications office and twenty-four hours of advance notice is appreciated. Coach Craig is available most weekday mornings for interviews or after practice.

### PRACTICE COVERAGE

Monmouth's practices are open to the media. Shooting of video and still photos is limited to the first 20 minutes of each practice unless other arrangements are made through the Athletics Communications office.

### MEDIA CREDENTIALS

Arrangements for media credentials for Monmouth home basketball games must be made through Chuck Marvel of the Monmouth Athletics Communications office. Requests by accredited media members should be made in writing and submitted on company letterhead to Chuck Marvel. Credentials must be requested at least 48 hours prior to requested game.

### HOW TO REACH US:

#### DIRECTOR OF GRAPHIC DESIGN & COMMUNICATIONS:

CHUCK MARVEL

Phone: 732.263.5834

Fax: 732.263.5770

Email: cmarvel@monmouth.edu

Cell Phone: 302.388.3089



## RETURNERS

The 2020-21 Hawks return eight players from last season. Junior forward **Lucy Thomas** was named to the Preseason All-MAAC Second Team. In her first two seasons, she averaged 9.5 points and 6.3 rebounds per game. Thomas has averaged 25.3 minutes per game in 56 career contests. Junior **Alexa Wallace** has played in all 62 games over the past two seasons, including 27 starts. Wallace has compiled 130 points, 86 rebounds, 49 assists, and 19 steals thus far. She went 20-for-28 (71.4%) from the free throw line last year. Junior **Allure Simmons** competed in 59 games over her first two seasons, creating havoc on the defensive end with 47 steals. After sitting out the 2018-19 season due to injury, redshirt junior **Jen Louro** played in 29 games last season. Louro's best game of the season came in a win over Purdue Ft. Wayne, when she scored a career-high 24 points on 8-16 from the floor and 6-13 from deep. Sophomore **Saule Kaupyte** saw the court in 18 games as a freshman, including one start. The Lithuanian scored 16 total points to go along with 59 rebounds, including two games with nine rebounds. Sophomore **Destiny Jackson** played in 15 games last campaign, registering a season-high four points in the win over Purdue Ft. Wayne. Senior **Brianna Livingston** suffered a season-ending injury in just the second game last season. Livingston transferred to West Long Branch after playing two years at Cincinnati. Senior **Fatou Ndao** saw action in 15 games a year ago, averaging 6.2 minutes. Ndao came up with her best game of the season at Princeton, registering a season-high five points and seven rebounds.

## NEWCOMERS

The Hawks welcome six new student-athletes to West Long Branch, all freshmen. Guard **Ariana Vanderhoop** led Cathedral (Boston, MA) to two state championships. Vanderhoop also played for the club team Boston Showstoppers. Forward **Gabrielle Wener** scored over 1,000 points at Messalonskee High School. After both her sophomore and junior seasons, Wener was named KVAC First Team All-Conference and Offensive Player of the Year. At St. Vincent Pallotti, guard **Janja Hall** was a 1,000+ point scorer, including an average of 17 points per game. As a junior, she netted a career high 25 points. Hall earned All-Conference honors as both a sophomore and junior, and was twice named to the US Junior Nationals All-Star Team while leading her squad to two championships. Forward **Zareia Chevre** was named to the All-Conference team three times and was named MVP twice at Simley High School. She also played for the Minnesota Fury club team. Forward **Sakeria Haralson** scored over 1,000 career points, averaging 12.4 PPG and 11.3 RPG at Bellwood-Antis High School. She won the state championship in both her sophomore and junior seasons. Other honors for Haralson include Second Team All-Region as a junior, Sports Writers All-State, and an ICC Conference All-Star. She led her team to a District 6 Championship, ICC North Championship, and ICC league Championship in 2018. Center **Belle Kranbuhl** scored over 1,000 career points at Adirondack Central High School, playing five years of varsity. Kranbuhl scored 846 points with 263 blocks and 173 steals during her first four seasons. During her junior season of 2019, she averaged 17.5 points per game, 10.3 rebounds, and 5.1 blocks. She was an All-State Class B honorable mention as a sophomore, leading the Wildcats into the postseason with a 16-0 record. As a junior, the center averaged almost 22 points, 11 rebounds and 4.5 blocks. Kranbuhl also played for the club team New York Havoc.

## SIZING UP THE MAAC

The Metro Atlantic Athletic Conference (MAAC) announced on November 5 that the Manhattan Jaspers are favored to win the league this season. Manhattan returns Preseason All-MAAC First Teamers Courtney Warley and Emily LaPointe. Rounding out the Preseason First Team is Preseason Player of the Year Lou Lopez-Senechal from Fairfield, Katie Armstrong from Fairfield, and Juana Camilion from Iona.

Quinnipiac placed two student-athletes on the Preseason All-MAAC Second Team in senior guard Shaq Edwards and sophomore center Mikala Morris.

Last season, Rider and Marist shared the Regular Season Championship, but both teams lost their top three scorers to graduation.

### Preseason Coaches' Poll

- |               |                    |
|---------------|--------------------|
| 1. Manhattan  | 7. Rider           |
| 2. Fairfield  | 8. <b>Monmouth</b> |
| 3. Quinnipiac | 9. Saint Peter's   |
| 4. Marist     | 10. Niagara        |
| 5. Iona       | 11. Canisius       |
| 6. Siena      |                    |



# NOTES

## MEET THE COACHES

Head Coach **Jody Craig** has taken the Hawks to the MAAC Quarterfinals in all three of her seasons. During her first full season in 2018-19, she led the Hawks to their highest-ever MAAC finish (4th). Monmouth advanced to the MAAC Semifinals for the second time in six seasons that year. Under Craig, the Blue & White have won a MAAC Tournament game in three straight seasons. Before coming to West Long Branch, Craig was the head coach at Foothill College in Los Altos Hills, CA and compiled a 448-164 record.

Associate Head Coach **James Young** enters his fourth season with Monmouth. Young carries a wealth of coaching experience on the Jersey Shore, with his last stint at Red Bank Regional High School as both the Head Women's Basketball Coach and teacher. While at Red Bank, Young led the team to the state or conference playoffs in all seven seasons, and his 2016-17 squad had the most wins at the school since 1998. Young works with Monmouth's posts.

Assistant Coach **Kamiko Williams** joined the staff in July 2018. Williams played under legendary coach Pat Summitt at the University of Tennessee, and was drafted by the WNBA's New York Liberty in 2013. Most recently, Williams served as an assistant coach at the University of New Haven from 2015-2018. Williams works with Monmouth's point guards.

Assistant Coach **Jacinda Dunbar** joined the staff in July 2020. Dunbar, a native of Edison, NJ, played at Quinnipiac from 2008-12 where she registered 789 points and 593 rebounds. She comes to West Long Branch from Saint Francis (PA), where she served as an assistant coach.

## ROSTER BREAKDOWN

### By class:

Seniors (2): Livingston, Ndao  
Juniors (4): Louro, Thomas, Wallace, Simmons  
Sophomores (2): Kaupyte, Jackson  
Freshmen (6): Vanderhoop, Wener, Hall, Chevre, Haralson, Kranbuhl

### By position:

Guard (7): Vanderhoop, Wallace, Louro, Livingston, Jackson, Hall, Simmons  
Forward (5): Wener, Kaupyte, Chevre, Haralson, Thomas  
Center (2): Ndao, Kranbuhl

## MAAC TOURNAMENT IN ATLANTIC CITY

In June of 2018, the MAAC announced that Jim Whelan Boardwalk Hall in Atlantic City, NJ has been selected to host the 2020-22 MAAC Men's and Women's Basketball Championships. The Championships will be co-hosted by Monmouth University and Rider University, with the 2021 championships taking place March 9-13.

## SENIOR SEND-OFF

Monmouth lost six key seniors to graduation after the 2019-20 season. G Sierra Green, F Alexa Middleton, G Rosa Graham, F Adriana Zelaya, F Taylor Nason, and G Akilah Jennings combined for 440 games, 2,985 points, 2,115 rebounds, 625 assists, and 466 steals in their Monmouth careers.

## DOUBLE-DOUBLE MACHINE

Junior Lucy Thomas had nine career double-doubles in her first two seasons:

### Thomas

Date	Opp.	Pts	Rebs
Nov. 09, 2018	at East Carolina	13	11
Dec. 19, 2018	vs. Navy	15	10
Dec. 22, 2018	vs. Loyola (MD)	14	11
Jan. 19, 2019	vs. Siena	11	10
Dec. 17, 2019	vs. Manhattan	22	13
Jan. 04, 2020	vs. Canisius	15	11
Jan. 14, 2020	at Saint Peter's	19	11
Jan. 23, 2020	at Siena	10	10
Feb. 09, 2020	vs. Saint Peter's	18	11

# STATS EXTRA

## 2020-21 MONMOUTH DOUBLE-FIGURE GAMES

POINTS	REBOUNDS
Hall - 8	Kranbuhl - 7
Kranbuhl - 5	
Louro - 4	
Wener - 2	
Vanderhoop - 2	
Thomas - 1	

DOUBLE-DOUBLES	ASSISTS
Kranbuhl - 3	

## MONMOUTH'S RECORD WHEN... ALL MAAC

Leading or tied at halftime:	1-1	1-1
Trailing at halftime:	1-12	1-8
Shoot 50 percent or higher:	1-0	1-0
Shoot less than 50 percent:	1-13	1-9
Shoot higher percentage than opp.:	2-2	2-2
Shoot lower percentage than opp.:	0-10	0-6
Shoot same percentage as opp.:	0-1	0-1
Opp. shoot less than 50 percent:	2-11	2-9
Opp. shoot 50 percent or higher:	0-2	-
Score less than 60 points:	0-12	0-8
Score 60-69 points:	2-1	2-1
Score 70-79 points	-	-
Score 80-89 points	-	-
Score 90-plus points	-	-
Opp. scores less than 50 points:	0-2	0-2
Opp. scores 50-59 points:	1-3	1-3
Opp. scores 60-69 points:	1-5	1-3
Opp. scores 70-79 points:	0-1	0-1
Opp. scores 80-89 points:	0-2	-
Opp. scores 90 points or more:	-	-
Outrebound opponent:	2-5	2-4
Outrebounded by opponent:	0-7	0-5
Rebounds are equal:	0-1	-
Commit fewer turnovers than opp.:	0-2	0-1
Commit same turnovers as opp.:	-	-
Commit more turnovers than opp.:	2-11	2-8
Games decided by 5 or fewer points:	1-1	1-1
Overtime games:	-	-
Games vs. ranked opponents:	-	-
Games following a loss:	2-10	2-7
Games following a win:	0-2	0-2
More bench points than opp.:	2-4	2-3
Equal/fewer bench points than opp.:	0-9	0-6
Attempt 15 or more 3-pointers:	1-4	1-3
Attempt 14 or fewer 3-pointers:	1-9	1-6



# NOTES

## **BLOCK PARTY**

Freshman Belle Kranbuhl registered nine blocks against Rider on January 31, the most for any Monmouth player since 1991 (Suzanne Johnson). In a span of just four games in late January, Kranbuhl swatted 19 attempts.

## **HALL HEATS UP**

Freshman Jania Hall wasted no time making her mark in the collegiate ranks, scoring in double figures five times in her first 10 games. Hall dropped 13 points against Drexel, 10 at Saint Joseph's, 13 against Manhattan, 13 against Siena, and 14 at Quinnipiac.

## **BELLE OF THE BOARDS**

In a span of five straight games in late January/early February, freshman Belle Kranbuhl grabbed 11+ rebounds. She pulled down 11 in four straight games against Manhattan and Rider, then put up a monster performance in the win over Siena, registering 16 points, 12 rebounds, and four blocks.

## **LOURO COMES UP CLUTCH**

After 13 lead changes in the fourth quarter against Siena, redshirt junior Jen Louro sealed the win. She took a pass on the wing, made a move, and drove hard to the rim to convert the game-winning layup with 2.2 seconds remaining. The Hawks won, 61-60.

## **KRANBUHL WINS BACK-TO-BACK MAAC ROOKIE OF THE WEEK HONORS**

Freshman center Belle Kranbuhl was named Metro Atlantic Athletic Conference (MAAC) Rookie of the Week on February 8. In a span of three games, Kranbuhl averaged 12.0 points and 9.3 rebounds. She registered two double-doubles, including 16 and 12 in the win over Siena and 10 and 10 at Quinnipiac. Kranbuhl shot 60.7% from the floor and also added 10 blocks.

A week later on February 15, she was named Rookie of the Week once again. In two games, Kranbuhl averaged an impressive 15.5 points and 12.0 rebounds. In the win over Saint Peter's on February 13, the rookie registered a career-high 20 points (9-11 FG) and 16 rebounds. A day later, she added 11 points (4-8 FG) and eight boards. Kranbuhl also blocked 11 total shots on the weekend.

## **SHARP SHOOTING AT SAINT PETER'S**

In Monmouth's 63-57 win over Saint Peter's on February 14, the Hawks shot a season-high 51.0% (25-49) from the floor, and held on for the win after 16 lead changes. Freshman Belle Kranbuhl scored a career-high 20 points (9-11 FG) in addition to 16 rebounds. Freshman Ariana Vanderhoop went into double-figures for the first time in her career, scoring 10 points including a huge and-one play to give Monmouth the lead with 3:00 left. Freshman Sakeria Haralson posted a career-high nine points (4-5 FG).

## **FIVE FRESHMEN**

On February 20 at Fairfield, Monmouth started five freshmen in Ariana Vanderhoop, Jania Hall, Gabrielle Wener, Sakeria Haralson, and Belle Kranbuhl. The Hawks are the only program in NCAA Division I to start five freshmen in a game this season.





# HEAD COACH JODY CRAIG

## BIO



Jody Craig joined the Monmouth Women's Basketball staff in June 2017, and assumed head coaching responsibilities on December 8, 2017.

During her first full season in 2018-19, Craig led the Hawks to their highest-ever MAAC finish (4th). Monmouth accumulated a 14-17 (9-9 MAAC) overall record and advanced to the MAAC Semifinals for the second time in six seasons. After securing a first round bye, the Hawks defeated Canisius in the MAAC Quarterfinals, 64-53.

In 2019-20, Craig led the Hawks to their seventh straight MAAC Quarterfinals appearance. In the first round of the tournament, #10 Monmouth defeated #7 Iona, 69-60.

Craig brings 20 years of collegiate coaching experience to West Long Branch. As a head coach at Foothill College in California, she compiled a 448-164 record, including a 148-36 record over the last five years.

## QUICK FACTS

Hometown: Irvine, CA

### EDUCATION

Masters- Health, Physical Education & Recreation, *Saint Mary's College*

Bachelors- Biochemistry, Cal-Poly State University, *San Luis Obispo*

### COACHING HISTORY

-Head Coach - Foothill College (1997-2008, 2010-17)

-Assistant Women's Basketball Coach - University of Redlands (2013-2014)

-Professional Development League, University of Arizona, Arizona State University (2009-2010)

-Head Coach/Asst. AAU Basketball Coach - San Jose Jammers/Cagers (2003-2008)

-Interim Head Coach/Asst. Coach - San Luis High School (1992-95)

-Graduate Assistant - Cal Poly State University-SLO (1991-92)

### HEAD COACH

*Foothill College - 1997-2017*

*Monmouth University - 2017-present*

	<b>Overall</b>	<b>MAAC</b>
2017-18	8-14	7-11
2018-19	14-17	9-9
2019-20	9-22	5-15
2020-21	2-13	2-9
<b>TOTAL</b>	<b>33-66</b>	<b>23-44</b>



# 2020-21 ROSTER

## Numerical

No.	NAME	Pos.	Ht.	CL.	HOMETOWN/HIGH SCHOOL/LAST SCHOOL
1	Ariana Vanderhoop	G	5-9	Fr.	Boston, MA/Cathedral High School
2	Alexa Wallace	G	5-8	Jr.	Wheatley Heights, NY/Half Hollow Hills East
3	Gabrielle Wener	G	6-2	Fr.	Oakland, ME/Messalonskee
11	Jen Louro	G	5-8	R-Jr.	Wall, NJ/St. Rose/UMass Lowell
12	Brianna Livingston	G	5-9	Sr.	Ontario, Canada/Sir Wilfrid Laurier Institute/Cincinnati
13	Saule Kaupyte	F	6-0	So.	Klaipeda, Lithuania/New York Military Academy
14	Destiny Jackson	G	5-6	So.	Hayward, CA/Mt. Eden
15	Fatou Ndao	C	6-2	Sr.	Kaffrine, Senegal/Pope John/Barton CC
20	Jania Hall	G	5-8	Fr.	Gaithersburg, MD/St. Vincent Pallotti
21	Zareia Chevre	F	5-10	Fr.	Inner Grove Heights, MN/Simley
22	Sakeria Haralson	F	6-1	Fr.	Bellwood, PA/Bellwood-Antis
23	Allure Simmons	G	5-7	Jr.	Rochester, NY/Bishop Kearney
24	Belle Kranbuhl	C	6-3	Fr.	Boonville, NY/Adirondack Central
25	Lucy Thomas	F	6-0	Jr.	Ocean, NJ/St. Rose

## Alphabetical

No.	NAME	Pos.	Ht.	CL.	HOMETOWN/HIGH SCHOOL/LAST SCHOOL
21	Zareia Chevre	F	5-10	Fr.	Inner Grove Heights, MN/Simley
20	Jania Hall	G	5-8	Fr.	Gaithersburg, MD/St. Vincent Pallotti
22	Sakeria Haralson	F	6-1	Fr.	Bellwood, PA/Bellwood-Antis
14	Destiny Jackson	G	5-6	So.	Hayward, CA/Mt. Eden
13	Saule Kaupyte	F	6-0	So.	Klaipeda, Lithuania/New York Military Academy
24	Belle Kranbuhl	C	6-3	Fr.	Boonville, NY/Adirondack Central
12	Brianna Livingston	G	5-9	Sr.	Ontario, Canada/Sir Wilfrid Laurier Institute/Cincinnati
11	Jen Louro	G	5-8	R-Jr.	Wall, NJ/St. Rose/UMass Lowell
15	Fatou Ndao	C	6-2	Sr.	Kaffrine, Senegal/Pope John/Barton CC
23	Allure Simmons	G	5-7	Jr.	Rochester, NY/Bishop Kearney
25	Lucy Thomas	F	6-0	Jr.	Ocean, NJ/St. Rose
1	Ariana Vanderhoop	G	5-9	Fr.	Boston, MA/Cathedral High School
2	Alexa Wallace	G	5-8	Jr.	Wheatley Heights, NY/Half Hollow Hills East
3	Gabrielle Wener	G	6-2	Fr.	Oakland, ME/Messalonskee

## Coaching Staff

**HEAD COACH:** Jody Craig (Cal Poly State, 1990), 4th season at Monmouth

**ASSOCIATE HEAD COACH:** James Young (Green Mountain College, 1999), 4th season at Monmouth

**ASSISTANT COACH:** Kamiko Williams (Tennessee, 2012), 3rd season at Monmouth

**ASSISTANT COACH:** Jacinda Dunbar (Quinnipiac, 2012), 1st season at Monmouth

## Pronunciation Guide

**#1 Ariana Vanderhoop** - ARE-ee-ah-nuh

**#3 Gabrielle Wener** - Weiner

**#13 Saule Kaupyte** - SAUL-uh kah-PEE-tay

**#15 Fatou Ndao** - Fah-TOO NOW

**#20 Jania Hall** - Jah-NEE-uh

**#21 Zareia Chevre** - CZAR-ee-uh SHEV-ree

**#22 Sakeria Haralson** - Suh-KEY-rah

**#24 Belle Kranbuhl** - KRAN-bull



# 2020-21 TEAM GAME-BY-GAME

## THE STAT CREW SYSTEM Monmouth Team Game-by-Game (as of Mar 03, 2021) All games

### TEAM STATISTICS

Opponent	Date	Score		Total		3-Pointers		Free throws		Rebounds				pf	a	t/o	blk	stl	pts	avg
				fg-fga	pct	3fg-fga	pct	ft-fa	pct	off	def	tot	avg							
at Rutgers	11/27/20	38-82	L	13-41	.317	5-13	.385	7-17	.412	11	19	30	30.0	17	11	30	1	6	38	38.0
LA SALLE	12/02/20	46-64	L	17-49	.347	3-11	.273	9-17	.529	13	30	43	36.5	10	9	31	7	3	46	42.0
DREXEL	12/05/20	50-61	L	19-54	.352	5-18	.278	7-10	.700	9	23	32	35.0	17	11	17	1	7	50	44.7
at Saint Joseph's	12/15/20	52-80	L	17-59	.288	3-13	.231	15-22	.682	14	16	30	33.8	9	5	12	4	8	52	46.5
MANHATTAN	01/24/21	45-58	L	17-42	.405	1-10	.100	10-17	.588	7	30	37	34.4	15	6	31	3	5	45	46.2
MANHATTAN	01/25/21	48-49	L	14-42	.333	8-15	.533	12-14	.857	6	27	33	34.2	7	7	18	5	4	48	46.5
RIDER	01/30/21	35-61	L	15-66	.227	2-13	.154	3-8	.375	19	23	42	35.3	12	9	10	7	3	35	44.9
RIDER	01/31/21	31-45	L	12-47	.255	2-9	.222	5-13	.385	7	31	38	35.6	10	7	15	9	3	31	43.1
SIENA	02/03/21	61-60	W	25-63	.397	5-18	.278	6-10	.600	21	28	49	37.1	13	15	15	7	4	61	45.1
at Quinnipiac	02/06/21	54-68	L	21-50	.420	8-12	.667	4-11	.364	9	28	37	37.1	17	13	22	4	4	54	46.0
at Quinnipiac	02/07/21	38-53	L	11-54	.204	2-14	.143	14-17	.824	18	24	42	37.5	15	6	20	9	5	38	45.3
at Saint Peter's	02/13/21	60-70	L	20-45	.444	3-10	.300	17-30	.567	9	26	35	37.3	17	14	21	7	7	60	46.5
at Saint Peter's	02/14/21	63-57	W	25-49	.510	2-10	.200	11-17	.647	11	29	40	37.5	22	13	25	8	3	63	47.8
at Fairfield	02/20/21	21-51	L	7-50	.140	1-18	.056	6-6	1.000	12	26	38	37.6	15	3	16	4	4	21	45.9
at Fairfield	02/21/21	46-60	L	17-47	.362	10-21	.476	2-3	.667	5	26	31	37.1	12	10	16	1	2	46	45.9
Monmouth		688		250-758	.330	60-205	.293	128-212	.604	171	386	557	37.1	208	139	299	77	68	688	45.9
Opponents		919		340-929	.366	100-330	.303	139-191	.728	205	366	571	38.1	230	205	167	48	149	919	61.3

Games played: 15  
Points/game: 45.9  
FG Pct: 33.0  
3FG Pct: 29.3  
FT Pct: 60.4

Rebounds/game: 37.1  
Assists/game: 9.3  
Turnovers/game: 19.9  
Assist/turnover ratio: 0.5  
Steals/game: 4.5  
Blocks/game: 5.1



# 2020-21 TEAM GAME HIGHS

## THE STAT CREW SYSTEM Monmouth Team High/Low Analysis (as of Mar 03, 2021) All games

### Monmouth - TEAM GAME HIGHS

POINTS	63		at Saint Peter's (02/14/21)
	61		SIENA (02/03/21)
	60		at Saint Peter's (02/13/21)
	54		at Quinnipiac (02/06/21)
	52		at Saint Joseph's (12/15/20)
FIELD GOALS MADE	25		at Saint Peter's (02/14/21)
	25		SIENA (02/03/21)
FIELD GOAL ATTEMPTS	66		RIDER (01/30/21)
	63		SIENA (02/03/21)
FIELD GOAL PERCENTAGE	.510	(25-49)	at Saint Peter's (02/14/21)
	.444	(20-45)	at Saint Peter's (02/13/21)
3 PT FIELD GOALS MADE	10		at Fairfield (02/21/21)
	8		at Quinnipiac (02/06/21)
	8		MANHATTAN (01/25/21)
3 PT FG ATTEMPTS	21		at Fairfield (02/21/21)
	18		at Fairfield (02/20/21)
	18		SIENA (02/03/21)
	18		DREXEL (12/05/20)
3 PT FG PERCENTAGE	.667	(8-12)	at Quinnipiac (02/06/21)
	.533	(8-15)	MANHATTAN (01/25/21)
FREE THROWS MADE	17		at Saint Peter's (02/13/21)
	15		at Saint Joseph's (12/15/20)
FREE THROW ATTEMPTS	30		at Saint Peter's (02/13/21)
	22		at Saint Joseph's (12/15/20)
FREE THROW PERCENTAGE	1.000	(6-6)	at Fairfield (02/20/21)
	.857	(12-14)	MANHATTAN (01/25/21)
REBOUNDS	49		SIENA (02/03/21)
	43		LA SALLE (12/02/20)
ASSISTS	15		SIENA (02/03/21)
	14		at Saint Peter's (02/13/21)
STEALS	8		at Saint Joseph's (12/15/20)
	7		at Saint Peter's (02/13/21)
	7		DREXEL (12/05/20)
BLOCKED SHOTS	9		at Quinnipiac (02/07/21)
	9		RIDER (01/31/21)
TURNOVERS	31		MANHATTAN (01/24/21)
	31		LA SALLE (12/02/20)
FOULS	22		at Saint Peter's (02/14/21)
	17		at Saint Peter's (02/13/21)
	17		at Quinnipiac (02/06/21)
	17		DREXEL (12/05/20)
	17		at Rutgers (11/27/20)





# 2020-21 INDIVIDUAL GAME HIGHS

## Monmouth - INDIVIDUAL GAME HIGHS

Points	20	Belle Kranbuhl at Saint Peter's (02/14/21)
	19	Jen Louro at Fairfield (02/21/21)
	16	Belle Kranbuhl vs Siena (02/03/21)
	15	Jen Louro vs Drexel (12/05/20)
	14	Gabrielle Wener at Saint Peter's (02/13/21)
	14	Jania Hall at Quinnipiac (02/06/21)
	14	Jen Louro vs Manhattan (01/25/21)
Field Goals Made	9	Belle Kranbuhl at Saint Peter's (02/14/21)
	8	Belle Kranbuhl vs Siena (02/03/21)
Field Goal Att.	16	Jen Louro at Fairfield (02/21/21)
	14	Jen Louro vs Rider (01/30/21)
FG Pct (min 5 made)	1.000 (5-5)	Jania Hall vs Manhattan (01/24/21)
	.833 (5-6)	Belle Kranbuhl at Quinnipiac (02/06/21)
3-Point FG Made	5	Jen Louro at Fairfield (02/21/21)
	4	Jen Louro vs Manhattan (01/25/21)
3-Point FG Att.	10	Jen Louro at Fairfield (02/21/21)
	9	Jen Louro at Fairfield (02/20/21)
3-Pt FG Pct (min 2 made)	1.000 (2-2)	Gabrielle Wener at Saint Peter's (02/13/21)
	1.000 (2-2)	Gabrielle Wener at Quinnipiac (02/06/21)
	1.000 (2-2)	Gabrielle Wener at Saint Joseph's (12/15/20)
Free Throws Made	6	Jania Hall at Quinnipiac (02/07/21)
	5	Jania Hall at Saint Peter's (02/13/21)
	5	Jen Louro at Saint Joseph's (12/15/20)
Free Throw Att.	8	Gabrielle Wener at Saint Peter's (02/13/21)
	7	Jania Hall at Saint Peter's (02/13/21)
	7	Jen Louro at Saint Joseph's (12/15/20)
FT Pct (min 3 made)	1.000 (6-6)	Jania Hall at Quinnipiac (02/07/21)
	1.000 (4-4)	Lucy Thomas vs Manhattan (01/25/21)
	1.000 (3-3)	Lucy Thomas vs Rider (01/30/21)
	1.000 (3-3)	Saule Kaupyte vs Manhattan (01/25/21)
Rebounds	16	Belle Kranbuhl at Saint Peter's (02/14/21)
	13	Saule Kaupyte vs Siena (02/03/21)
Assists	6	Jen Louro at Saint Peter's (02/13/21)
	6	Jen Louro vs Siena (02/03/21)
Steals	3	Gabrielle Wener at Saint Peter's (02/13/21)
	3	Alexa Wallace at Saint Joseph's (12/15/20)
	3	Destiny Jackson vs Drexel (12/05/20)
	3	Jania Hall at Rutgers (11/27/20)
Blocked Shots	9	Belle Kranbuhl vs Rider (01/31/21)
	7	Belle Kranbuhl at Saint Peter's (02/13/21)
Turnovers	6	Belle Kranbuhl at Saint Peter's (02/13/21)
	6	Jen Louro at Quinnipiac (02/07/21)
	6	Ariana Vanderhoop at Quinnipiac (02/06/21)
	6	Lucy Thomas vs Manhattan (01/24/21)
Fouls	5	Jania Hall at Saint Peter's (02/14/21)
	5	Jen Louro at Saint Peter's (02/13/21)
Minutes	38	Jen Louro vs Manhattan (01/25/21)
	37	Ariana Vanderhoop at Saint Peter's (02/14/21)
	37	Jania Hall vs Manhattan (01/25/21)
	37	Alexa Wallace vs Manhattan (01/25/21)
	37	Destiny Jackson vs Drexel (12/05/20)



# STARTING LINEUPS

Date	Opponent	Guard	Guard	G/F	Forward	Center	Result
11/27/20	at Rutgers	Jackson	Vanderhoop	Wener	Thomas	Kranbuhl	L, 38-82
12/2/20	La Salle	Jackson	Vanderhoop	Wener	Thomas	Kranbuhl	L, 46-64
12/5/20	Drexel	Jackson	Vanderhoop	Wener	Thomas	Kranbuhl	L, 50-61
12/15/20	at Saint Joseph's	Jackson	Hall	Wener	Thomas	Kranbuhl	L, 52-80
1/24/21	Manhattan	Jackson	Hall	Wallace	Thomas	Kranbuhl	L, 45-58
1/25/21	Manhattan	Louro	Hall	Wallace	Thomas	Kranbuhl	L, 48-49
1/30/21	Rider	Vanderhoop	Hall	Wallace	Thomas	Kranbuhl	L, 35-61
1/31/21	Rider	Vanderhoop	Wallace	Wener	Thomas	Kranbuhl	L, 31-45
2/3/21	Siena	Vanderhoop	Hall	Wener	Thomas	Kranbuhl	W, 61-60
2/6/21	at Quinnipiac	Vanderhoop	Hall	Wener	Thomas	Kranbuhl	L, 54-68
2/7/21	at Quinnipiac	Vanderhoop	Hall	Wener	Thomas	Kranbuhl	L, 38-53
2/13/21	at Saint Peter's	Vanderhoop	Hall	Jackson	Haralson	Kranbuhl	L, 60-70
2/14/21	at Saint Peter's	Vanderhoop	Hall	Jackson	Haralson	Kranbuhl	W, 63-57
2/20/21	at Fairfield	Vanderhoop	Hall	Wener	Haralson	Kranbuhl	L, 21-51
2/21/21	at Fairfield	Vanderhoop	Hall	Jackson	Wener	Kranbuhl	L, 46-60



# THE TEAM



## 1 • Ariana Vanderhoop

Freshman • Guard • 5-9  
Boston, MA (Cathedral)

	2020-21	Career
Games Played	12	12
Games Started	12	12
Double-Doubles	0	0
Double Digit Scoring Games	2	2

### Vanderhoop's 2020-21 Season and Career Highs

Points	10, twice, last at Fairfield (2/21/21)
Rebounds	5 vs Rider (1/31/21)
Assists	4 at Fairfield (2/21/21)
Blocks	1 vs Rider (1/30/21)
Steals	1, four times, last at Saint Peter's (2/13/21)
Minutes	37 at Saint Peter's (2/14/21)

### #01 Ariana Vanderhoop

Opponent	Date	gs	min	Total		3-Pointers		Free throws		Rebounds				pf	a	t/o	blk	stl	pts	avg	
				fg-fga	pct	3fg-fga	pct	ft-fa	pct	off	def	tot	avg								
at Rutgers	11/27/20	*	34	0-2	.000	0-0	.000	2-4	.500	1	1	2	2.0	1	2	3	0	1	2	2.0	
LA SALLE	12/02/20	*	23	2-6	.333	0-0	.000	2-2	1.000	2	2	4	3.0	1	3	5	0	0	6	4.0	
DREXEL	12/05/20	*	6	0-1	.000	0-0	.000	0-0	.000	0	0	0	2.0	1	0	0	0	0	0	2.7	
RIDER	01/30/21	*	21	2-5	.400	0-0	.000	0-0	.000	1	1	2	2.0	1	1	1	1	0	4	3.0	
RIDER	01/31/21	*	26	1-4	.250	0-0	.000	2-2	1.000	0	5	5	2.6	2	2	1	0	0	4	3.2	
SIENA	02/03/21	*	33	3-7	.429	1-1	1.000	2-2	1.000	2	2	4	2.8	1	1	2	0	1	9	4.2	
at Quinnipiac	02/06/21	*	27	1-5	.200	0-0	.000	0-0	.000	0	4	4	3.0	0	0	6	0	1	2	3.9	
at Quinnipiac	02/07/21	*	29	2-7	.286	0-1	.000	0-0	.000	0	3	3	3.0	0	2	0	0	0	4	3.9	
at Saint Peter's	02/13/21	*	31	2-3	.667	0-1	.000	1-2	.500	0	4	4	3.1	2	1	2	0	1	5	4.0	
at Saint Peter's	02/14/21	*	37	4-6	.667	1-2	.500	1-1	1.000	0	1	1	2.9	1	1	2	0	0	10	4.6	
at Fairfield	02/20/21	*	26	1-8	.125	0-1	.000	2-2	1.000	1	3	4	3.0	2	0	1	0	0	4	4.5	
at Fairfield	02/21/21	*	32	4-5	.800	1-1	1.000	1-1	1.000	0	3	3	3.0	2	4	2	0	0	10	5.0	
Totals			12	325	22-59	.373	3-7	.429	13-16	.813	7	29	36	3.0	14	17	25	1	4	60	5.0

Games played: 12  
Minutes/game: 27.1  
Points/game: 5.0  
FG Pct: 37.3  
3FG Pct: 42.9  
FT Pct: 81.3

Rebounds/game: 3.0  
Assists/game: 1.4  
Turnovers/game: 2.1  
Assist/turnover ratio: 0.7  
Steals/game: 0.3  
Blocks/game: 0.1



# THE TEAM



## 2 • Alexa Wallace

Junior • Guard • 5-8  
Wheatley Heights, NY (Half Hollow Hills East)

	2020-21	Career
Games Played	5	67
Games Started	4	31
Double-Doubles	0	0
Double Digit Scoring Games	0	0

### Wallace's 2020-21 Season Highs

Points.....	5 at Saint Joseph's (12/15/20)
Rebounds.....	7 vs Manhattan (1/24/21)
Assists.....	3 vs Manhattan (1/24/21)
Blocks.....	
Steals.....	3 at Saint Joseph's (12/15/20)
Minutes.....	37 vs Manhattan (1/25/21)

### Wallace's Career Highs

Points.....	8 at Fairfield (2/3/19)
Rebounds.....	8 vs Iona (1/11/20)
Assists.....	3, three times, last vs Manhattan (1/24/21)
Blocks.....	1, four times, last vs Iona (1/11/20)
Steals.....	3 at Albany (12/29/19)
Minutes.....	37 vs Manhattan (1/25/21)

### #02 Alexa Wallace

Opponent	Date	gs	min	Total		3-Pointers		Free throws		Rebounds				pf	a	t/o	blk	stl	pts	avg
				fg-fga	pct	3fg-fga	pct	ft-fa	pct	off	def	tot	avg							
at Saint Joseph's	12/15/20		21	2-6	.333	0-1	.000	1-2	.500	1	2	3	3.0	0	0	1	0	3	5	5.0
MANHATTAN	01/24/21	*	33	0-4	.000	0-1	.000	3-4	.750	1	6	7	5.0	1	3	5	0	0	3	4.0
MANHATTAN	01/25/21	*	37	1-8	.125	0-0	.000	1-2	.500	1	2	3	4.3	1	2	5	0	2	3	3.7
RIDER	01/30/21	*	27	2-6	.333	0-0	.000	0-2	.000	0	0	0	3.3	4	0	2	0	1	4	3.8
RIDER	01/31/21	*	19	0-9	.000	0-0	.000	0-0	.000	3	0	3	3.2	2	1	3	0	0	0	3.0
Totals		4	137	5-33	.152	0-2	.000	5-10	.500	6	10	16	3.2	8	6	16	0	6	15	3.0

Games played: 5  
Minutes/game: 27.4  
Points/game: 3.0  
FG Pct: 15.2  
3FG Pct: 0.0  
FT Pct: 50.0

Rebounds/game: 3.2  
Assists/game: 1.2  
Turnovers/game: 3.2  
Assist/turnover ratio: 0.4  
Steals/game: 1.2



# THE TEAM



## 3 • Gabrielle Wener

Freshman • Forward • 6-2  
Oakland, ME (Messalonskee)

	2020-21	Career
Games Played	13	13
Games Started	10	10
Double-Doubles	0	0
Double Digit Scoring Games	2	2

### Wener's 2020-21 Season and Career Highs

Points	.....14 at Saint Peter's (2/13/21)
Rebounds	.....8 at Quinnipiac (2/6/21)
Assists	.....4, twice, last at Saint Peter's (2/13/21)
Blocks	.....2, twice, last at Saint Peter's (2/14/21)
Steals	.....3 at Saint Peter's (2/13/21)
Minutes	.....33 at Quinnipiac (2/6/21)

### #03 Gabrielle Wener

Opponent	Date	gs	min	Total		3-Pointers		Free throws		Rebounds				pf	a	t/o	blk	stl	pts	avg	
				fg-fga	pct	3fg-fga	pct	ft-fa	pct	off	def	tot	avg								
at Rutgers	11/27/20	*	23	2-4	.500	2-4	.500	1-4	.250	0	2	2	2.0	0	3	2	0	0	7	7.0	
LA SALLE	12/02/20	*	20	2-6	.333	2-5	.400	0-0	.000	0	3	3	2.5	0	1	3	1	0	6	6.5	
DREXEL	12/05/20	*	18	1-4	.250	0-3	.000	0-0	.000	0	4	4	3.0	1	0	0	0	0	2	5.0	
at Saint Joseph's	12/15/20	*	24	3-7	.429	2-2	1.000	2-2	1.000	1	2	3	3.0	1	1	2	1	0	10	6.3	
RIDER	01/30/21		17	1-5	.200	0-3	.000	0-0	.000	1	1	2	2.8	0	1	0	0	0	2	5.4	
RIDER	01/31/21	*	27	2-10	.200	1-6	.167	0-0	.000	2	1	3	2.8	0	0	1	0	0	5	5.3	
SIENA	02/03/21	*	20	2-8	.250	2-5	.400	0-0	.000	0	2	2	2.7	0	3	1	0	0	6	5.4	
at Quinnipiac	02/06/21	*	33	3-5	.600	2-2	1.000	1-2	.500	2	6	8	3.4	1	4	2	2	1	9	5.9	
at Quinnipiac	02/07/21	*	27	1-7	.143	1-5	.200	1-2	.500	1	1	2	3.2	1	0	2	1	1	4	5.7	
at Saint Peter's	02/13/21		22	4-5	.800	2-2	1.000	4-8	.500	0	5	5	3.4	3	4	1	0	3	14	6.5	
at Saint Peter's	02/14/21		29	2-7	.286	1-3	.333	3-4	.750	1	2	3	3.4	2	2	4	2	0	8	6.6	
at Fairfield	02/20/21	*	23	1-12	.083	0-4	.000	0-0	.000	0	4	4	3.4	1	1	2	1	1	2	6.3	
at Fairfield	02/21/21	*	29	2-8	.250	1-4	.250	0-0	.000	0	2	2	3.3	0	2	1	0	0	5	6.2	
Totals			10	312	26-88	.295	16-48	.333	12-22	.545	8	35	43	3.3	10	22	21	8	6	80	6.2

Games played: 13  
Minutes/game: 24.0  
Points/game: 6.2  
FG Pct: 29.5  
3FG Pct: 33.3  
FT Pct: 54.5

Rebounds/game: 3.3  
Assists/game: 1.7  
Turnovers/game: 1.6  
Assist/turnover ratio: 1.0  
Steals/game: 0.5  
Blocks/game: 0.6





# THE TEAM



## 11 • Jen Louro

R-Junior • Guard • 5-8  
Wall, NJ (St. Rose/UMass Lowell)

	2020-21	Career (Div-1)
Games Played	15	74
Games Started	1	34
Double-Doubles	0	0
Double Digit Scoring Games	4	11

### Louro's 2020-21 Season Highs

Points	19 at Fairfield (2/21/21)
Rebounds	6, four times, last at Saint Peter's (2/14/21)
Assists	6, twice, last at Saint Peter's (2/13/21)
Blocks	2 vs La Salle (12/02/20)
Steals	2 vs Rider (1/30/21)
Minutes	38 vs Manhattan (1/25/21)

### Louro's Career Highs (Inc. 2017-18 at UMass Lowell)

Points	24 vs Purdue Ft Wayne (11/30/19)
Rebounds	6, five times, last at Saint Peter's (2/14/21)
Assists	6, twice, last at Saint Peter's (2/13/21)
Blocks	2 vs La Salle (12/02/20)
Steals	3, twice, last at Iona (2/11/20)
Minutes	38, twice, last vs Manhattan (1/25/21)

### #11 Jen Louro

Opponent	Date	gs	min	Total		3-Pointers		Free throws		Rebounds				pf	a	t/o	blk	stl	pts	avg
				fg-fga	pct	3fg-fga	pct	ft-fga	pct	off	def	tot	avg							
at Rutgers	11/27/20		18	2-5	.400	2-4	.500	0-0	.000	0	1	1	1.0	3	1	2	0	0	6	6.0
LA SALLE	12/02/20		30	4-11	.364	0-5	.000	0-0	.000	0	2	2	1.5	2	1	4	2	1	8	7.0
DREXEL	12/05/20		26	6-13	.462	3-7	.429	0-0	.000	2	4	6	3.0	3	2	3	0	1	15	9.7
at Saint Joseph's	12/15/20		33	3-12	.250	1-5	.200	5-7	.714	0	2	2	2.8	1	1	0	1	0	12	10.3
MANHATTAN	01/24/21		27	2-9	.222	0-4	.000	3-6	.500	2	4	6	3.4	4	0	2	0	1	7	9.6
MANHATTAN	01/25/21	*	38	5-13	.385	4-7	.571	0-0	.000	1	4	5	3.7	2	2	3	0	1	14	10.3
RIDER	01/30/21		24	4-14	.286	0-4	.000	0-0	.000	0	2	2	3.4	1	2	0	0	2	8	10.0
RIDER	01/31/21		18	1-3	.333	0-0	.000	0-0	.000	0	0	0	3.0	2	0	1	0	0	2	9.0
SIENA	02/03/21		30	4-12	.333	1-7	.143	0-0	.000	0	1	1	2.8	3	6	2	0	1	9	9.0
at Quinnipiac	02/06/21		25	2-7	.286	2-3	.667	1-2	.500	0	2	2	2.7	4	3	2	0	0	7	8.8
at Quinnipiac	02/07/21		33	1-8	.125	0-3	.000	2-2	1.000	1	5	6	3.0	3	0	6	1	0	4	8.4
at Saint Peter's	02/13/21		34	3-10	.300	1-4	.250	2-4	.500	0	2	2	2.9	5	6	3	0	1	9	8.4
at Saint Peter's	02/14/21		34	1-8	.125	0-2	.000	2-2	1.000	1	5	6	3.2	2	3	2	0	1	4	8.1
at Fairfield	02/20/21		35	1-12	.083	1-9	.111	2-2	1.000	1	4	5	3.3	3	0	3	0	0	5	7.9
at Fairfield	02/21/21		33	7-16	.438	5-10	.500	0-0	.000	0	4	4	3.3	2	2	3	0	1	19	8.6
Totals		1	438	46-153	.301	20-74	.270	17-25	.680	8	42	50	3.3	40	29	36	4	10	129	8.6

Games played: 15  
Minutes/game: 29.2  
Points/game: 8.6  
FG Pct: 30.1  
3FG Pct: 27.0  
FT Pct: 68.0

Rebounds/game: 3.3  
Assists/game: 1.9  
Turnovers/game: 2.4  
Assist/turnover ratio: 0.8  
Steals/game: 0.7  
Blocks/game: 0.3



# THE TEAM



## 12 • Brianna Livingston

Senior • Guard • 5-9  
Ontario, Canada (Wilfrid Laurier/Cincinnati)

	2020-21	Career (Div. 1)
Games Played	0	35
Games Started	0	1
Double-Doubles	0	0
Double Digit Scoring Games	0	0

### Livingston's 2020-21 Season Highs

Points.....	
Rebounds.....	
Assists.....	
Blocks.....	
Steals.....	
Minutes.....	

### Livingston's Career Highs (Inc. 2017-19 at Cincinnati)

Points.....	4, three times, last at USF (2/24/18)
Rebounds.....	4, two times, last at Michigan State (3/5/18)
Assists.....	3 vs Ohio State (12/17/17)
Blocks.....	2 vs Ohio State (12/17/17)
Steals.....	2 at Tulsa (1/6/18)
Minutes.....	13, twice, last vs Ohio State (12/17/17)



## 13 • Saule Kaupyte

Sophomore • Forward • 6-0  
Klaipeda, Lithuania (New York Military Academy)

	2020-21	Career
Games Played	15	33
Games Started	0	1
Double-Doubles	0	0
Double Digit Scoring Games	0	0

### Kaupyte's 2020-21 Season Highs

Points.....	8 vs Manhattan (1/25/21)
Rebounds.....	13 vs Siena (2/3/21)
Assists.....	3 vs Siena (2/3/21)
Blocks.....	1, three times, last vs Siena (2/3/21)
Steals.....	2, four times, last at Fairfield (2/20/21)
Minutes.....	24 at Fairfield (2/20/21)

### Kaupyte's Career Highs

Points.....	8 vs Manhattan (1/25/21)
Rebounds.....	13 vs Siena (2/3/21)
Assists.....	4 at Niagara (2/20/20)
Blocks.....	2 at Quinnipiac (1/16/20)
Steals.....	2, six times, last at Fairfield (2/20/21)
Minutes.....	24 at Fairfield (2/20/21)

### #13 Saule Kaupyte

Opponent	Date	gs	min	Total		3-Pointers		Free throws		Rebounds				pf	a	t/o	blk	stl	pts	avg
				fg-fga	pct	3fg-fga	pct	ft-fa	pct	off	def	tot	avg							
at Rutgers	11/27/20	15		1-3	.333	0-0	.000	0-0	.000	0	1	1	1.0	1	1	5	0	2	2	2.0
LA SALLE	12/02/20	10		0-1	.000	0-0	.000	0-2	.000	0	2	2	1.5	3	0	5	0	0	0	1.0
DREXEL	12/05/20	17		1-3	.333	0-0	.000	0-0	.000	3	1	4	2.3	1	0	3	1	1	2	1.3
at Saint Joseph's	12/15/20	14		0-1	.000	0-0	.000	0-0	.000	0	1	1	2.0	2	0	2	0	1	0	1.0
MANHATTAN	01/24/21	12		1-1	1.000	0-0	.000	0-0	.000	0	3	3	2.2	0	1	3	0	1	2	1.2
MANHATTAN	01/25/21	15		2-4	.500	1-1	1.000	3-3	1.000	0	2	2	2.2	1	0	1	0	1	8	2.3
RIDER	01/30/21	19		0-3	.000	0-0	.000	0-0	.000	5	2	7	2.9	1	0	1	1	0	0	2.0
RIDER	01/31/21	20		1-2	.500	0-0	.000	1-2	.500	0	8	8	3.5	0	0	2	0	2	3	2.1
SIENA	02/03/21	18		0-3	.000	0-0	.000	0-0	.000	5	8	13	4.6	3	3	0	1	0	0	1.9
at Quinnipiac	02/06/21	9		0-4	.000	0-0	.000	0-0	.000	2	2	4	4.5	1	1	1	0	0	0	1.7
at Quinnipiac	02/07/21	21		0-3	.000	0-1	.000	2-2	1.000	4	5	9	4.9	1	0	2	0	2	2	1.7
at Saint Peter's	02/13/21	13		1-2	.500	0-0	.000	1-2	.500	1	2	3	4.8	1	0	3	0	0	3	1.8
at Saint Peter's	02/14/21	14		3-6	.500	0-0	.000	0-0	.000	1	0	1	4.5	1	0	4	0	0	6	2.2
at Fairfield	02/20/21	24		0-2	.000	0-1	.000	0-0	.000	3	2	5	4.5	3	0	3	0	2	0	2.0
at Fairfield	02/21/21	16		0-0	.000	0-0	.000	0-0	.000	0	1	1	4.3	0	0	2	0	0	0	1.9
Totals		0	237	10-38	.263	1-3	.333	7-11	.636	24	40	64	4.3	19	6	37	3	12	28	1.9

Games played: 15  
Minutes/game: 15.8  
Points/game: 1.9  
FG Pct: 26.3

Rebounds/game: 4.3  
Assists/game: 0.4  
Turnovers/game: 2.5  
Assist/turnover ratio: 0.2



# THE TEAM



## 14 • Destiny Jackson

Sophomore • Guard • 5-6  
Hayward, CA (Mt. Eden)

	2020-21	Career
Games Played	9	24
Games Started	8	8
Double-Doubles	0	0
Double Digit Scoring Games	0	0

### Jackson's 2020-21 Season Highs

Points..... 6, twice, last vs Manhattan (1/24/21)  
Rebounds..... 3, three times, last at Saint Joseph's (12/15/20)  
Assists..... 4 vs Drexel (12/05/20)  
Blocks.....  
Steals..... 3 vs Drexel (12/05/20)  
Minutes..... 37 vs Drexel (12/05/20)

### Jackson's Career Highs

Points..... 6, twice, last vs Manhattan (1/24/21)  
Rebounds..... 3, four times, last at Saint Joseph's (12/15/20)  
Assists..... 4 vs Drexel (12/05/20)  
Blocks.....  
Steals..... 3 vs Drexel (12/05/20)  
Minutes..... 37 vs Drexel (12/05/20)

### #14 Destiny Jackson

Opponent	Date	gs	min	Total		3-Pointers		Free throws		Rebounds											
				fg-fga	pct	3fg-fga	pct	ft-fga	pct	off	def	tot	avg	pf	a	t/o	blk	stl	pts	avg	
at Rutgers	11/27/20	*	22	0-5	.000	0-2	.000	0-0	.000	0	3	3	3.0	1	1	5	0	0	0	0.0	
LA SALLE	12/02/20	*	27	1-6	.167	0-0	.000	1-4	.250	0	1	1	2.0	0	3	5	0	0	3	1.5	
DREXEL	12/05/20	*	37	1-9	.111	0-3	.000	3-4	.750	0	3	3	2.3	3	4	2	0	3	5	2.7	
at Saint Joseph's	12/15/20	*	26	2-7	.286	0-3	.000	2-4	.500	1	2	3	2.5	0	0	1	0	1	6	3.5	
MANHATTAN	01/24/21	*	25	2-6	.333	0-2	.000	2-2	1.000	0	0	0	2.0	2	1	5	0	1	6	4.0	
at Saint Peter's	02/13/21	*	20	0-3	.000	0-1	.000	0-0	.000	0	2	2	2.0	0	0	2	0	0	0	3.3	
at Saint Peter's	02/14/21	*	17	0-2	.000	0-2	.000	2-2	1.000	0	2	2	2.0	3	2	2	0	0	2	3.1	
at Fairfield	02/20/21		22	1-2	.500	0-0	.000	0-0	.000	0	2	2	2.0	0	0	1	0	1	2	3.0	
at Fairfield	02/21/21	*	17	0-3	.000	0-1	.000	0-0	.000	0	2	2	2.0	0	1	1	0	0	0	2.7	
Totals		8	213	7-43	.163	0-14	.000	10-16	.625	1	17	18	2.0	9	12	24	0	6	24	2.7	

Games played: 9  
Minutes/game: 23.7  
Points/game: 2.7  
FG Pct: 16.3  
3FG Pct: 0.0  
FT Pct: 62.5

Rebounds/game: 2.0  
Assists/game: 1.3  
Turnovers/game: 2.7  
Assist/turnover ratio: 0.5  
Steals/game: 0.7



# THE TEAM



## 15 • Fatou Ndao

Senior • Center • 6-2  
Kaffrine, Senegal (Pope John/Barton CC)

	2020-21	Career (at MU)
Games Played	9	24
Games Started	0	0
Double-Doubles	0	0
Double Digit Scoring Games	0	0

### Ndao's 2020-21 Season Highs

Points	2, twice, last vs Manhattan (1/25/21)
Rebounds	3 vs La Salle (12/02/20)
Assists	1 vs Manhattan (1/25/21)
Blocks	1, four times at Quinnipiac (2/7/21)
Steals	
Minutes	14 vs Drexel (12/05/20)

### Ndao's Career Highs

Points	5 at Princeton (11/24/19)
Rebounds	7 at Princeton (11/24/19)
Assists	1, twice, last vs Manhattan (1/25/21)
Blocks	1, seven times, last at Quinnipiac (2/7/21)
Steals	1, twice, last at UAlbany (12/29/19)
Minutes	17 at Princeton (11/24/19)

### #15 Fatou Ndao

Opponent	Date	gs	min	Total		3-Pointers		Free throws		Rebounds				pf	a	t/o	blk	stl	pts	avg
				fg-fga	pct	3fg-fga	pct	ft-fta	pct	off	def	tot	avg							
at Rutgers	11/27/20		2	0-1	.000	0-0	.000	0-0	.000	0	0	0	0.0	1	0	1	0	0	0	0.0
LA SALLE	12/02/20		7	0-2	.000	0-0	.000	2-2	1.000	2	1	3	1.5	0	0	1	1	0	2	1.0
DREXEL	12/05/20		14	0-1	.000	0-0	.000	0-0	.000	0	1	1	1.3	1	0	0	0	0	0	0.7
MANHATTAN	01/24/21		10	0-2	.000	0-0	.000	0-0	.000	0	1	1	1.3	2	0	0	1	0	0	0.5
MANHATTAN	01/25/21		9	0-0	.000	0-0	.000	2-2	1.000	0	1	1	1.2	1	1	0	1	0	2	0.8
at Quinnipiac	02/07/21		2	0-0	.000	0-0	.000	0-0	.000	0	0	0	1.0	2	0	0	1	0	0	0.7
at Saint Peter's	02/13/21		1	0-0	.000	0-0	.000	0-0	.000	1	0	1	1.0	0	0	0	0	0	0	0.6
at Fairfield	02/20/21		3	0-0	.000	0-0	.000	0-0	.000	0	0	0	0.9	1	0	0	0	0	0	0.5
at Fairfield	02/21/21		8	0-1	.000	0-0	.000	0-0	.000	1	1	2	1.0	1	0	0	0	0	0	0.4
Totals		0	56	0-7	.000	0-0	.000	4-4	1.000	4	5	9	1.0	9	1	2	4	0	4	0.4

Games played: 9  
Minutes/game: 6.2  
Points/game: 0.4  
FG Pct: 0.0  
FT Pct: 100.0

Rebounds/game: 1.0  
Assists/game: 0.1  
Turnovers/game: 0.2  
Assist/turnover ratio: 0.5  
Blocks/game: 0.4



# THE TEAM



## 20 • Jania Hall

Freshman • Guard • 5-8  
Gaithersburg, MD (St. Vincent Pallotti)

	2020-21	Career
Games Played	15	15
Games Started	11	11
Double-Doubles	0	0
Double Digit Scoring Games	8	8

### Hall's 2020-21 Season and Career Highs

Points.....	14 at Quinnipiac (2/6/21)
Rebounds.....	8 vs Rider (1/30/21)
Assists.....	4, twice, last vs Rider (1/31/21)
Blocks.....	
Steals.....	3 at Rutgers (11/27/20)
Minutes.....	37 vs Manhattan (1/25/21)

### #20 Jania Hall

Opponent	Date	gs	min	Total		3-Pointers		Free throws		Rebounds				pf	a	t/o	blk	stl	pts	avg
				fg-fga	pct	3fg-fga	pct	ft-fa	pct	off	def	tot	avg							
at Rutgers	11/27/20		24	3-7	.429	1-2	.500	1-1	1.000	1	2	3	3.0	2	0	2	0	3	8	8.0
LA SALLE	12/02/20		19	0-2	.000	0-0	.000	2-4	.500	0	4	4	3.5	0	0	0	0	1	2	5.0
DREXEL	12/05/20		35	4-8	.500	2-5	.400	3-4	.750	0	4	4	3.7	4	4	3	0	0	13	7.7
at Saint Joseph's	12/15/20	*	27	4-10	.400	0-0	.000	2-3	.667	0	0	0	2.8	2	2	3	0	1	10	8.3
MANHATTAN	01/24/21	*	30	5-5	1.000	1-1	1.000	2-3	.667	0	1	1	2.4	1	1	5	0	1	13	9.2
MANHATTAN	01/25/21	*	37	3-5	.600	2-3	.667	1-2	.500	1	0	1	2.2	1	1	5	0	0	9	9.2
RIDER	01/30/21	*	31	3-10	.300	2-4	.500	0-0	.000	4	4	8	3.0	0	1	2	0	0	8	9.0
RIDER	01/31/21		27	3-7	.429	0-0	.000	2-3	.667	0	2	2	2.9	1	4	1	0	0	8	8.9
SIENA	02/03/21	*	30	4-9	.444	1-2	.500	4-6	.667	2	1	3	2.9	3	0	2	0	1	13	9.3
at Quinnipiac	02/06/21	*	36	5-10	.500	2-4	.500	2-4	.500	0	2	2	2.8	1	3	4	0	0	14	9.8
at Quinnipiac	02/07/21	*	30	2-12	.167	1-4	.250	6-6	1.000	2	3	5	3.0	2	2	4	0	0	11	9.9
at Saint Peter's	02/13/21	*	34	3-8	.375	0-2	.000	5-7	.714	2	0	2	2.9	0	3	2	0	1	11	10.0
at Saint Peter's	02/14/21	*	24	2-4	.500	0-1	.000	0-0	.000	0	2	2	2.8	5	3	3	0	0	4	9.5
at Fairfield	02/20/21	*	26	0-6	.000	0-3	.000	0-0	.000	0	3	3	2.9	0	1	1	0	0	0	8.9
at Fairfield	02/21/21	*	33	4-10	.400	3-5	.600	1-2	.500	1	3	4	2.9	1	1	2	0	0	12	9.1
Totals		11	443	45-113	.398	15-36	.417	31-45	.689	13	31	44	2.9	23	26	39	0	8	136	9.1

Games played: 15  
Minutes/game: 29.5  
Points/game: 9.1  
FG Pct: 39.8  
3FG Pct: 41.7  
FT Pct: 68.9

Rebounds/game: 2.9  
Assists/game: 1.7  
Turnovers/game: 2.6  
Assist/turnover ratio: 0.7  
Steals/game: 0.5





# THE TEAM



## 22 • Sakeria Haralson

Freshman • Forward • 6-1  
Bellwood, PA (Bellwood-Antis)

	2020-21	Career
Games Played	11	11
Games Started	3	3
Double-Doubles	0	0
Double Digit Scoring Games	0	0

### Haralson's 2020-21 Season and Career Highs

Points.....	9 at Saint Peter's (2/14/21)
Rebounds.....	6 vs La Salle (12/02/20)
Assists.....	1, four times, last at Saint Peter's (2/14/21)
Blocks.....	3 vs La Salle (12/02/20)
Steals.....	
Minutes.....	20, twice, last at Quinnipiac (2/7/21)

### #22 Sakeria Haralson

Opponent	Date	gs	min	Total		3-Pointers		Free throws		Rebounds				pf	a	t/o	blk	stl	pts	avg
				fg-fga	pct	3fg-fga	pct	ft-fga	pct	off	def	tot	avg							
at Rutgers	11/27/20		11	1-2	.500	0-0	.000	0-0	.000	1	1	2	2.0	2	1	1	0	0	2	2.0
LA SALLE	12/02/20		20	4-5	.800	0-0	.000	0-1	.000	3	3	6	4.0	1	1	1	3	0	8	5.0
RIDER	01/30/21		14	2-6	.333	0-0	.000	0-1	.000	1	2	3	3.7	3	0	0	0	0	4	4.7
RIDER	01/31/21		8	1-1	1.000	0-0	.000	0-0	.000	0	2	2	3.3	2	0	1	0	0	2	4.0
SIENA	02/03/21		10	2-4	.500	0-0	.000	0-0	.000	1	0	1	2.8	1	0	0	0	0	4	4.0
at Quinnipiac	02/06/21		8	2-4	.500	0-0	.000	0-1	.000	1	1	2	2.7	3	0	1	1	0	4	4.0
at Quinnipiac	02/07/21		20	1-2	.500	0-0	.000	1-3	.333	3	2	5	3.0	1	1	0	1	0	3	3.9
at Saint Peter's	02/13/21	*	14	3-6	.500	0-0	.000	1-3	.333	1	4	5	3.3	3	0	1	0	0	7	4.3
at Saint Peter's	02/14/21	*	14	4-5	.800	0-0	.000	1-2	.500	3	2	5	3.4	4	1	1	2	0	9	4.8
at Fairfield	02/20/21	*	18	0-2	.000	0-0	.000	2-2	1.000	1	3	4	3.5	3	0	2	1	0	2	4.5
at Fairfield	02/21/21		15	0-2	.000	0-0	.000	0-0	.000	1	3	4	3.5	4	0	1	0	0	0	4.1
Totals		3	152	20-39	.513	0-0	.000	5-13	.385	16	23	39	3.5	27	4	9	8	0	45	4.1

Games played: 11  
Minutes/game: 13.8  
Points/game: 4.1  
FG Pct: 51.3  
FT Pct: 38.5

Rebounds/game: 3.5  
Assists/game: 0.4  
Turnovers/game: 0.8  
Assist/turnover ratio: 0.4  
Blocks/game: 0.7



# THE TEAM



## 23 • Allure Simmons

Junior • Guard • 5-7  
Rochester, NY (Bishop Kearney)

	2020-21	Career
Games Played	0	59
Games Started	0	2
Double-Doubles	0	0
Double Digit Scoring Games	0	0

### Simmons' 2020-21 Season Highs

Points.....  
Rebounds.....  
Assists.....  
Blocks.....  
Steals.....  
Minutes.....

### Simmons' Career Highs

Points.....9 at Rider (2/7/19)  
Rebounds.....5 at Siena (2/9/19)  
Assists.....4 at Siena (2/9/19)  
Blocks.....1, four times, last vs Niagara (1/18/20)  
Steals.....4 at Rider (2/7/19)  
Minutes.....33 at Siena (2/9/19)



# THE TEAM



## 24 • Belle Kranbuhl

Freshman • Center • 6-3  
Boonville, NY (Adirondack Central)

	2020-21	Career
Games Played	15	15
Games Started	15	15
Double-Doubles	3	3
Double Digit Scoring Games	5	5

### Kranbuhl's 2020-21 Season and Career Highs

Points.....	20 at Saint Peter's (2/14/21)
Rebounds.....	16 at Saint Peter's (2/14/21)
Assists.....	2 vs Rider (1/30/21)
Blocks.....	9 vs Rider (1/31/21)
Steals.....	2, twice, last at Saint Peter's (2/14/21)
Minutes.....	31, four times, last at Saint Peter's (2/14/21)

### #24 Belle Kranbuhl

Opponent	Date	gs	min	Total		3-Pointers		Free throws		Rebounds				pf	a	t/o	blk	stl	pts	avg	
				fg-fga	pct	3fg-fga	pct	ft-fa	pct	off	def	tot	avg								
at Rutgers	11/27/20	*	25	3-5	.600	0-0	.000	0-2	.000	1	2	3	3.0	4	0	3	0	0	6	6.0	
LA SALLE	12/02/20	*	14	0-2	.000	0-0	.000	0-0	.000	1	4	5	4.0	1	0	1	0	0	0	3.0	
DREXEL	12/05/20	*	27	4-9	.444	0-0	.000	0-0	.000	0	4	4	4.0	1	1	3	0	0	8	4.7	
at Saint Joseph's	12/15/20	*	24	0-6	.000	0-0	.000	0-0	.000	2	2	4	4.0	2	1	3	0	0	0	3.5	
MANHATTAN	01/24/21	*	29	3-5	.600	0-0	.000	0-2	.000	4	7	11	5.4	3	0	3	2	0	6	4.0	
MANHATTAN	01/25/21	*	31	1-3	.333	0-0	.000	1-1	1.000	1	10	11	6.3	1	0	2	3	0	3	3.8	
RIDER	01/30/21	*	26	0-11	.000	0-0	.000	0-2	.000	3	8	11	7.0	1	2	2	5	0	0	3.3	
RIDER	01/31/21	*	31	2-7	.286	0-0	.000	0-4	.000	1	10	11	7.5	1	0	2	9	1	4	3.4	
SIENA	02/03/21	*	30	8-12	.667	0-0	.000	0-0	.000	4	8	12	8.0	1	0	3	4	0	16	4.8	
at Quinnipiac	02/06/21	*	26	5-6	.833	0-0	.000	0-0	.000	2	4	6	7.8	4	1	2	1	1	10	5.3	
at Quinnipiac	02/07/21	*	21	4-10	.400	0-0	.000	2-2	1.000	6	4	10	8.0	4	0	5	5	2	10	5.7	
at Saint Peter's	02/13/21	*	31	4-8	.500	0-0	.000	3-4	.750	2	6	8	8.0	3	0	6	7	1	11	6.2	
at Saint Peter's	02/14/21	*	31	9-11	.818	0-0	.000	2-6	.333	3	13	16	8.6	4	1	3	4	2	20	7.2	
at Fairfield	02/20/21	*	23	3-6	.500	0-0	.000	0-0	.000	4	4	8	8.6	2	1	2	2	0	6	7.1	
at Fairfield	02/21/21	*	17	0-2	.000	0-0	.000	0-0	.000	1	4	5	8.3	2	0	3	1	1	0	6.7	
Totals			15	386	46-103	.447	0-0	.000	8-23	.348	35	90	125	8.3	34	7	43	43	8	100	6.7

Games played: 15  
Minutes/game: 25.7  
Points/game: 6.7  
FG Pct: 44.7  
FT Pct: 34.8

Rebounds/game: 8.3  
Assists/game: 0.5  
Turnovers/game: 2.9  
Assist/turnover ratio: 0.2  
Steals/game: 0.5  
Blocks/game: 2.9



# THE TEAM



## 25 • Lucy Thomas

Junior • Forward • 6-0  
Ocean, NJ (St. Rose)

	2020-21	Career
Games Played	11	67
Games Started	11	59
Double-Doubles	0	9
Double Digit Scoring Games	1	27

### Thomas' 2020-21 Season Highs

Points.....	11 vs La Salle (12/02/20)
Rebounds.....	8 vs La Salle (12/02/20)
Assists.....	2, three times, last vs Siena (2/3/21)
Blocks.....	2 at Saint Joseph's (12/15/20)
Steals.....	2, twice, last at Saint Joseph's (12/15/20)
Minutes.....	36 at Quinnipiac (2/6/21)

### Thomas' Career Highs

Points.....	22 vs Manhattan (12/17/19)
Rebounds.....	13 vs Manhattan (12/17/19)
Assists.....	6, twice, last Iona (2/11/20)
Blocks.....	2, seven times, last at Saint Joseph's (12/15/20)
Steals.....	4 vs Manhattan (2/12/19)
Minutes.....	37 vs Manhattan (12/17/19)

### #25 Lucy Thomas

Opponent	Date	gs	min	Total		3-Pointers		Free throws		Rebounds				pf	a	t/o	blk	stl	pts	avg	
				fg-fga	pct	3fg-fga	pct	ft-fga	pct	off	def	tot	avg								
at Rutgers	11/27/20	*	26	1-7	.143	0-1	.000	3-6	.500	2	2	4	4.0	2	2	1	1	0	5	5.0	
LA SALLE	12/02/20	*	30	4-8	.500	1-1	1.000	2-2	1.000	2	6	8	6.0	2	0	5	0	1	11	8.0	
DREXEL	12/05/20	*	20	2-6	.333	0-0	.000	1-2	.500	2	2	4	5.3	2	0	2	0	2	5	7.0	
at Saint Joseph's	12/15/20	*	31	3-10	.300	0-2	.000	3-4	.750	3	4	7	5.8	1	0	0	2	2	9	7.5	
MANHATTAN	01/24/21	*	34	4-10	.400	0-2	.000	0-0	.000	0	4	4	5.4	2	0	6	0	1	8	7.6	
MANHATTAN	01/25/21	*	33	2-9	.222	1-4	.250	4-4	1.000	0	0	0	4.5	0	1	1	1	0	9	7.8	
RIDER	01/30/21	*	21	1-6	.167	0-2	.000	3-3	1.000	1	2	3	4.3	1	2	1	0	0	5	7.4	
RIDER	01/31/21	*	24	1-4	.250	1-3	.333	0-2	.000	1	2	3	4.1	0	0	2	0	0	3	6.9	
SIENA	02/03/21	*	29	2-8	.250	0-3	.000	0-2	.000	2	5	7	4.4	1	2	4	2	1	4	6.6	
at Quinnipiac	02/06/21	*	36	3-9	.333	2-3	.667	0-2	.000	0	4	4	4.4	3	1	1	0	1	8	6.7	
at Quinnipiac	02/07/21	*	17	0-5	.000	0-0	.000	0-0	.000	1	1	2	4.2	1	1	0	0	0	0	6.1	
Totals			11	301	23-82	.280	5-21	.238	16-27	.593	14	32	46	4.2	15	9	23	6	8	67	6.1

Games played: 11  
Minutes/game: 27.4  
Points/game: 6.1  
FG Pct: 28.0  
3FG Pct: 23.8  
FT Pct: 59.3

Rebounds/game: 4.2  
Assists/game: 0.8  
Turnovers/game: 2.1  
Assist/turnover ratio: 0.4  
Steals/game: 0.7  
Blocks/game: 0.5



# BOX SCORES

## Game 1 - at Rutgers

**Official Basketball Box Score -- Game Totals -- Final Statistics**  
**Monmouth vs Rutgers**  
**11/27/20 11:00 am at Piscataway, NJ**

**Monmouth 38 • 0-1,0-0 MAAC**

#	Player	Total		3-Ptr		Rebounds		PF	TP	A	TO	Bk	Stl	Min
		FG-FGA	FG-FGA	FT-FTA	FT-FTA	Off	Def							
03	Gabrielle Wener	f	2-4	2-4	1-4	0	2	2	0	7	3	2	0	23
25	Lucy Thomas	f	1-7	0-1	3-6	2	2	4	2	5	2	1	0	26
25	Belle Kranbuhl	c	3-5	0-0	0-2	1	2	3	4	6	0	3	0	25
01	Ariana Vanderhoop	g	0-2	0-0	2-4	1	1	2	1	2	2	3	0	34
14	Destiny Jackson	g	0-5	0-2	0-0	0	3	3	1	0	1	5	0	22
11	Jen Louro	g	2-5	2-4	0-0	0	1	1	3	6	1	2	0	18
13	Saule Kaupyte	g	1-3	0-0	0-0	0	1	1	1	2	1	5	0	15
15	Fatou Ndao	g	0-1	0-0	0-0	0	0	0	1	0	1	0	0	2
20	Jania Hall	g	3-7	1-2	1-1	1	2	3	2	8	0	2	0	24
22	Sakeria Haralson	g	1-2	0-0	0-0	1	1	2	2	2	1	1	0	11
Team						5	4	9						
Totals			13-41	5-13	7-17	11	19	30	17	38	11	30	1	200

1st - FG %:	4-11	36.4%	2nd:	0-3	0.0%	3rd:	3-8	37.5%	4th:	6-12	50.0%	Game:	13-41	31.7%	Deadball
3FG %:	2-4	50.0%		0-3	0.0%		0-2	0.0%		3-4	75.0%		5-13	38.5%	Rebounds
FT %:	0-2	0.0%		4-8	50.0%		2-4	50.0%		1-3	33.3%		7-17	41.2%	7

**Rutgers 82 • 1-0,0-0 Big Ten**

#	Player	Total		3-Ptr		Rebounds		PF	TP	A	TO	Bk	Stl	Min
		FG-FGA	FG-FGA	FT-FTA	FT-FTA	Off	Def							
13	Mael Gilles	f	2-7	1-6	0-0	1	2	3	4	5	3	2	0	29
22	Tyia Singleton	f	2-3	0-0	0-0	3	5	8	2	4	1	2	1	3
21	Zipporah Broughton	g	2-6	1-5	4-4	1	1	2	4	9	1	1	0	16
24	Arella Guirantes	g	7-13	2-5	6-6	0	5	5	1	22	5	3	3	33
31	Tekia Mack	g	3-10	1-7	2-2	0	6	6	1	9	3	3	1	35
02	Liz Martino	g	2-6	1-4	2-2	1	0	1	2	7	3	0	0	12
03	Diamond Johnson	g	5-6	3-4	2-4	0	0	0	2	15	0	1	0	20
04	Destiny Marshall	g	1-1	0-0	0-0	0	0	0	0	2	0	0	0	2
10	Erica Lafayette	g	0-0	0-0	0-0	0	0	0	0	0	0	0	0	0+
11	Stephanie Guihon	g	2-2	0-0	0-0	1	0	1	1	4	0	0	0	8
12	Sakima Walker	g	2-2	0-0	1-1	1	0	1	1	5	1	1	1	11
54	Chyna Cornwell	g	0-0	0-0	0-0	0	0	0	0	0	0	0	0	7
Team						2	1	3						
Totals			28-56	9-31	17-19	10	20	30	18	82	17	13	6	200

1st - FG %:	8-19	42.1%	2nd:	8-13	61.5%	3rd:	8-13	61.5%	4th:	4-11	36.4%	Game:	28-56	50.0%	Deadball
3FG %:	2-10	20.0%		2-5	40.0%		5-10	50.0%		0-6	0.0%		9-31	29.0%	Rebounds
FT %:	1-1	100.0%		5-7	71.4%		5-5	100.0%		6-6	100.0%		17-19	89.5%	1

Officials: Kaz Beverley,Natasha Camy,Nykesha Thompson  
 Technical fouls: Monmouth-None. Rutgers-None.

Attendance:

2020-21 Women's Basketball. Round: 0. Monmouth vs Rutgers. Played at Rutgers A

Score by periods	1st	2nd	3rd	4th	Total
Monmouth	10	4	8	16	38
Rutgers	19	23	26	14	82

Last FG - MONW 4th-00:06, RU 4th-00:33.

Largest lead - MONW by 4 1st-06:42, RU by 52 4th-03:58.

MONW led for 02:49. RU led for 35:39. Game was tied for 01:32.

Points	In	Off	2nd	Fast	Bench
MONW	10	6	3	3	18
RU	26	42	13	23	33

Score tied - 0 times.

Lead changed - 1 time.

## Game 2 - vs. La Salle

**Official Basketball Box Score -- Game Totals -- Final Statistics**  
**La Salle vs Monmouth**  
**12/02/20 7:00 pm at West Long Branch, NJ**

**La Salle 64 • 1-1,0-0 Atlantic**

#	Player	Total		3-Ptr		Rebounds		PF	TP	A	TO	Bk	Stl	Min
		FG-FGA	FG-FGA	FT-FTA	FT-FTA	Off	Def							
14	Haleigh Hill	f	3-5	1-2	0-0	2	2	4	0	7	1	1	0	3
15	Kayla Spruill	f	2-11	1-4	0-0	4	3	7	4	5	1	2	0	31
11	Deja King	g	0-5	0-4	0-0	2	2	4	2	0	4	2	0	19
12	Molly Masciantonio	g	5-13	3-9	1-1	1	0	1	1	14	2	0	0	21
21	Jaye Haynes	g	0-3	0-1	1-2	1	2	3	2	1	0	3	0	17
03	Kayla Braxton-Young	g	0-2	0-1	0-0	0	2	2	1	0	0	0	0	10
04	Kate Hill	g	2-5	0-1	2-2	0	2	2	3	6	2	0	0	1
05	Christina Kline	g	1-3	0-2	0-0	0	0	0	0	0	2	1	0	1
10	Claire Jacobs	g	6-8	3-5	1-1	0	3	3	0	16	0	3	2	16
13	Morgan Adams	g	2-6	0-1	0-0	1	0	1	2	4	2	2	0	1
22	Jordan Lewis	g	1-3	1-1	1-4	2	3	5	0	4	1	1	0	12
24	Amy Jacobs	g	2-4	1-3	0-0	0	2	2	2	5	1	1	0	1
Team						2	3	5						
Totals			24-68	10-34	6-10	15	24	39	17	64	15	16	2	200

1st - FG %:	4-19	21.1%	2nd:	6-14	42.9%	3rd:	10-22	45.5%	4th:	4-13	30.8%	Game:	24-68	35.3%	Deadball
3FG %:	1-13	7.7%		2-5	40.0%		6-11	54.5%		1-5	20.0%		10-34	29.4%	Rebounds
FT %:	1-1	100.0%		1-1	100.0%		1-4	25.0%		4-8	50.0%		6-10	60.0%	2

**Monmouth 46 • 0-2,0-0 MAAC**

#	Player	Total		3-Ptr		Rebounds		PF	TP	A	TO	Bk	Stl	Min
		FG-FGA	FG-FGA	FT-FTA	FT-FTA	Off	Def							
03	Gabrielle Wener	f	2-6	2-5	0-0	0	3	3	0	6	1	3	1	0
25	Lucy Thomas	f	4-8	1-1	2-2	2	6	8	2	11	0	5	0	1
24	Belle Kranbuhl	c	0-2	0-0	0-0	1	4	5	1	0	0	1	0	0
01	Ariana Vanderhoop	g	2-6	0-0	2-2	2	2	4	1	6	3	5	0	0
14	Destiny Jackson	g	1-6	0-0	1-4	1	1	1	0	3	3	5	0	0
11	Jen Louro	g	4-11	0-5	0-0	0	2	2	2	8	1	4	2	1
13	Saule Kaupyte	g	0-1	0-0	0-2	0	2	2	3	0	0	5	0	0
15	Fatou Ndao	g	0-2	0-0	2-2	2	1	3	0	2	0	1	1	0
20	Jania Hall	g	0-2	0-0	2-4	0	4	4	0	2	0	0	0	1
22	Sakeria Haralson	g	4-5	0-0	0-1	3	3	6	1	8	1	1	3	0
Team						3	2	5						
Totals			17-49	3-11	9-17	13	30	43	10	46	9	31	7	200

1st - FG %:	3-5	60.0%	2nd:	3-14	21.4%	3rd:	5-17	29.4%	4th:	6-13	46.2%	Game:	17-49	34.7%	Deadball
3FG %:	1-2	50.0%		0-1	0.0%		1-5	20.0%		1-3	33.3%		3-11	27.3%	Rebounds
FT %:	3-4	75.0%		2-3	66.7%		0-2	0.0%		4-8	50.0%		9-17	52.9%	3,1

Officials: Ronnie Stephenson,Geraldine Smith,Kathy Loneragan  
 Technical fouls: La Salle-None. Monmouth-None.

Attendance:

2020-21 Women's Basketball. Round: 0. La Salle vs Monmouth. Played at Oceanfir

Score by periods	1st	2nd	3rd	4th	Total
La Salle	10	15	27	12	64
Monmouth	10	8	11	17	46

Last FG - LAS 4th-01:02, MONW 4th-00:02.

Largest lead - LAS by 24 4th-09:13, MONW by 6 1st-02:36.

LAS led for 29:30. MONW led for 07:02. Game was tied for 03:28.

Score tied - 2 times.

Lead changed - 1 time.

Points	In	Off	2nd	Fast	Bench
LAS	20	18	12	5	37
MONW	18	10	8	0	20

## Game 3 - vs. Drexel

**Official Basketball Box Score -- Game Totals -- Final Statistics**  
**Drexel vs Monmouth**  
**12/05/20 2:00 pm at West Long Branch, NJ**

**Drexel 61 • 2-0,0-0 CAA**

#	Player	Total		3-Ptr		Rebounds		PF	TP	A	TO	Bk	Stl	Min
		FG-FGA	FG-FGA	FT-FTA	Off	Def	Total							
02	Hetta Saatman	f	0-0	0-0	2-2	0	1	1	2	2	0	0	0	11
20	Kate Connolly	f	6-16	1-4	3-3	2	7	9	2	16	1	2	0	4
01	Keishana Washington	g	6-11	0-2	2-4	1	3	4	2	14	1	5	0	34
12	Hannah Nihill	g	7-15	1-4	3-4	1	3	4	3	18	4	3	0	38
22	Maura Hendrixson	g	0-5	0-3	0-0	2	2	4	3	0	8	1	1	1
04	Kayla Bacon	g	1-3	0-0	0-0	0	3	3	1	2	1	1	0	1
10	Brianne Borcky	g	4-5	1-1	0-0	1	3	4	1	9	1	0	0	17
21	Jasmine Valentine	g	0-1	0-0	0-0	0	0	0	0	0	0	0	0	3
Team						1	4	5						
Totals			24-56	3-14	10-13	8	26	34	14	61	16	12	1	9
1st	FG %: 5-14	35.7%	2nd: 7-15	46.7%	3rd: 4-13	30.8%	4th: 8-14	57.1%	Game: 24-56		42.9%	Dead		
	3FG %: 0-4	0.0%	2nd: 2-4	50.0%	3rd: 1-4	0.0%	4th: 0-4	0.0%	Game: 1-3		21.4%	Rebound		
	FT %: 0-0	0.0%	2nd: 4-4	100.0%	3rd: 4-5	80.0%	4th: 2-4	50.0%	Game: 10-13		76.9%			



# BOX SCORES

## Game 5 - vs. Manhattan

**Official Basketball Box Score -- Game Totals -- Final Statistics**  
**Manhattan vs Monmouth**  
**01/24/21 2:00 pm at West Long Branch, NJ**

**Manhattan 58 • 6-6,6-3 MAAC**

#	Player	Total		3-Ptr		Rebounds			PF	TP	A	TO	Blk	Stl	Min
		FG-FGA	FG-FGA	FT-FTA	FT-FTA	Off	Def	Tot							
21	Christina Katsamouri	f	1-3	1-2	1-2	0	0	0	1	4	1	1	0	1	15
25	Pamela Miceus	f	3-11	0-0	0-0	5	3	8	2	6	2	3	2	2	31
22	Courtney Warley	c	6-16	0-0	2-4	4	3	7	2	14	1	3	0	4	32
01	Dee Dee Davis	g	4-11	1-7	2-3	2	4	6	4	11	2	3	1	2	29
02	Gabby Cajou	g	1-4	0-1	2-4	1	2	3	2	4	2	1	0	1	29
10	Sini Makela	g	0-0	0-0	0-0	0	0	0	1	0	0	1	0	1	5
12	Nia Bailey	g	0-1	0-0	0-0	0	0	0	2	0	0	1	0	0	4
15	Sydney Watkins	g	5-15	5-14	2-2	1	1	2	2	17	1	1	1	0	28
23	Emma Wilson-Saltos	g	1-2	0-0	0-0	1	1	2	2	2	0	0	0	0	6
32	Favour Mbeledogu	g	0-0	0-0	0-0	0	0	0	1	0	0	0	0	0	1
33	Jenna Jordan	g	0-3	0-0	0-0	1	4	5	1	0	1	1	0	0	20
Team						2	0	2							
Totals			21-66	7-24	9-15	17	18	35	20	58	10	15	4	11	200

1st - FG %: 5-17 29.4% 2nd: 8-19 42.1% 3rd: 4-14 28.6% 4th: 4-16 25.0% Game: 21-66 31.8% Deadball Rebounds 4-1  
 3FG %: 2-7 28.6% 3-8 37.5% 1-5 20.0% 1-4 25.0% 7-24 29.2%  
 FT %: 0-0 0.0% 0-0 0.0% 5-7 71.4% 4-8 50.0% 9-15 60.0%

**Monmouth 45 • 0-5,0-1 MAAC**

#	Player	Total		3-Ptr		Rebounds			PF	TP	A	TO	Blk	Stl	Min
		FG-FGA	FG-FGA	FT-FTA	FT-FTA	Off	Def	Tot							
25	Lucy Thomas	f	4-10	0-2	0-0	0	4	4	2	8	0	6	0	1	34
24	Belle Kranbuhl	c	3-5	0-0	0-2	4	7	11	3	6	0	3	2	0	29
02	Alexa Wallace	g	0-4	0-1	3-4	1	6	7	1	3	3	5	0	0	33
14	Destiny Jackson	g	2-6	0-2	2-2	0	0	0	2	6	1	5	0	1	25
20	Jania Hall	g	5-5	1-1	2-3	0	1	1	1	13	1	5	0	1	30
11	Jen Louro	g	2-9	0-4	3-6	2	4	6	4	7	0	2	0	1	27
13	Saule Kaupyte	g	1-1	0-0	0-0	0	3	3	0	2	1	3	0	1	12
15	Fatou Ndao	g	0-2	0-0	0-0	0	1	1	2	0	0	0	1	0	10
Team						0	4	4							
Totals			17-42	1-10	10-17	7	30	37	15	45	6	31	3	5	200

1st - FG %: 5-12 41.7% 2nd: 6-13 46.2% 3rd: 5-10 50.0% 4th: 1-7 14.3% Game: 17-42 40.5% Deadball Rebounds 6  
 3FG %: 1-4 25.0% 0-1 0.0% 0-1 0.0% 0-4 0.0% 1-10 10.0%  
 FT %: 4-5 80.0% 0-2 0.0% 2-2 100.0% 4-8 50.0% 10-17 58.8%

Officials: Stephanie Barksdale, Pastor Torres, Norma Jones  
 Technical fouls: Manhattan-None. Monmouth-None.  
 Attendance:  
 2020-21 Women's Basketball. Round: 0. Manhattan vs Monmouth. Played at OceanFi

Score by periods	1st	2nd	3rd	4th	Total
Manhattan	12	19	14	13	58
Monmouth	15	12	12	6	45

Last FG - MC 4th-01:34, MONW 4th-06:21.  
 Largest lead - MC by 13 4th-00:43, MONW by 7 1st-02:20.  
 MC led for 20:31. MONW led for 15:18. Game was tied for 04:11.

	Points	In Paint	Off T/O	2nd Chance	Fast Break	Bench
Manhattan	26	20	18	14	19	9
MONW	26	5	8	1	9	

Score tied - 8 times.  
 Lead changed - 7 times.

## Game 6 - vs. Manhattan

**Official Basketball Box Score -- Game Totals -- Final Statistics**  
**Manhattan vs Monmouth**  
**01/25/21 7:00 pm at West Long Branch, NJ**

**Manhattan 49 • 7-6,7-3 MAAC**

#	Player	Total		3-Ptr		Rebounds			PF	TP	A	TO	Blk	Stl	Min
		FG-FGA	FG-FGA	FT-FTA	FT-FTA	Off	Def	Tot							
21	Christina Katsamouri	f	1-3	0-1	0-0	0	3	3	2	2	1	0	0	0	19
25	Pamela Miceus	f	5-9	0-0	0-0	2	1	3	3	10	1	3	1	2	27
22	Courtney Warley	c	1-8	0-0	2-4	6	4	10	2	4	3	0	0	3	38
01	Dee Dee Davis	g	6-19	4-13	0-0	0	4	4	0	16	1	3	0	2	29
02	Gabby Cajou	g	2-6	1-4	0-0	1	4	5	3	5	4	2	0	2	35
10	Sini Makela	g	0-1	0-1	0-0	0	0	0	1	0	1	0	0	0	6
12	Nia Bailey	g	0-0	0-0	0-0	0	0	0	0	0	0	0	0	0	1
15	Sydney Watkins	g	3-8	2-6	0-0	0	2	2	2	8	1	0	0	0	24
23	Emma Wilson-Saltos	g	1-1	0-0	0-0	0	2	2	0	2	0	0	0	1	5
33	Jenna Jordan	g	1-4	0-1	0-0	1	0	1	1	2	2	1	0	0	16
Team						1	1	2							
Totals			20-59	7-26	2-4	11	21	32	14	49	14	9	1	10	200

1st - FG %: 5-15 33.3% 2nd: 5-16 31.3% 3rd: 4-14 28.6% 4th: 6-14 42.9% Game: 20-59 33.9% Deadball Rebounds 2,1  
 3FG %: 0-5 0.0% 0-0 0.0% 0-0 0.0% 2-4 50.0% 7-26 26.9%  
 FT %: 0-0 0.0% 0-0 0.0% 2-4 50.0%

**Monmouth 48 • 0-6,0-2 MAAC**

#	Player	Total		3-Ptr		Rebounds			PF	TP	A	TO	Blk	Stl	Min
		FG-FGA	FG-FGA	FT-FTA	FT-FTA	Off	Def	Tot							
25	Lucy Thomas	f	2-9	1-4	4-4	0	0	0	0	9	1	1	1	0	33
24	Belle Kranbuhl	c	1-3	0-0	1-1	1	10	11	1	3	0	2	3	0	31
02	Alexa Wallace	g	1-8	0-0	1-2	1	2	3	1	3	2	5	0	2	37
11	Jen Louro	g	5-13	4-7	0-0	1	4	5	2	14	2	3	0	1	38
20	Jania Hall	g	3-5	2-3	1-2	1	0	1	1	9	1	5	0	0	37
13	Saule Kaupyte	g	2-4	1-1	3-3	0	2	2	1	8	0	1	0	1	15
15	Fatou Ndao	g	0-0	0-0	2-2	0	1	1	1	2	1	0	1	0	9
Team						2	8	10							
Totals			14-42	8-15	12-14	6	27	33	7	48	7	18	5	4	200

1st - FG %: 3-10 30.0% 2nd: 3-8 37.5% 3rd: 4-13 30.8% 4th: 4-11 36.4% Game: 14-42 33.3% Deadball Rebounds 2,1  
 3FG %: 1-4 25.0% 2-4 50.0% 3-5 60.0% 2-4 50.0% 8-15 53.3%  
 FT %: 3-3 100.0% 0-0 0.0% 3-3 100.0% 6-8 75.0% 12-14 85.7%

Officials: Stephanie Barksdale, Pastor Torres, Norma Jones  
 Technical fouls: Manhattan-None. Monmouth-None.  
 Attendance:  
 2020-21 Women's Basketball. Round: 0. Manhattan vs Monmouth. Played at OceanFi

Score by periods	1st	2nd	3rd	4th	Total
Manhattan	10	14	10	15	49
Monmouth	10	8	14	16	48

Last FG - MC 4th-01:03, MONW 4th-01:21.  
 Largest lead - MC by 8 2nd-07:05, MONW by 3 1st-06:41.  
 MC led for 23:06. MONW led for 09:13. Game was tied for 07:41.

	Points	In Paint	Off T/O	2nd Chance	Fast Break	Bench
Manhattan	22	13	8	4	12	10
MONW	6	3	0	0	0	

Score tied - 7 times.  
 Lead changed - 7 times.

## Game 7 - vs. Rider

**Official Basketball Box Score -- Game Totals -- Final Statistics**  
**Rider vs Monmouth**  
**01/30/21 2:00 pm at West Long Branch, NJ**

**Rider 61 • 4-14,3-10 MAAC**

#	Player	Total		3-Ptr		Rebounds			PF	TP	A	TO	Blk	Stl	Min
		FG-FGA	FG-FGA	FT-FTA	FT-FTA	Off	Def	Tot							
13	Raphaella Toussaint	f	0-6	0-1	2-2	4	0	4	1	2	1	0	2	0	20
44	Victoria Toomey	c	2-9	0-0	0-0	3	6	9	3	4	3	1	2	1	24
03	Amanda Mobley	g	4-11	2-2	0-0	0	4	4	0	10	5	1	0	1	34
05	Maya Hyacienth	g	3-7	3-5	0-0	0	6	6	1	9	1	1	1	1	31
24	Makayla Firebaugh	g	7-10	6-8	6-6	0	9	9	0	26	1	3	0	0	30
10	Molly Lynch	g	0-0	0-0	0-0	0	0	0	0	0	0	0	0	0	2
11	Daija Moses	g	1-7	0-3	0-0	0	4	4	2	2	1	2	0	1	23
15	Anna Ekerstedt	g	0-0	0-0	0-0	2	0	2	1	0	1	0	0	0	11
20	Lenaehja Evans	g	2-6	0-2	4-6	1	1	2	1	8	0	1	0	2	22
23	Teresa Wolak	g	0-0	0-0	0-0	0	0	0	1	0	0	0	0	0	2
33	Sophia DeMauro	g	0-0	0-0	0-0	0	0	0	0	0	0	0	0	0	1
Team						3	4	7							
Totals			19-56	11-21	12-14	13	34	47	10	61	13	11	5	6	200

1st - FG %: 5-13 38.5% 2nd: 3-16 18.8% 3rd: 7-17 41.2% 4th: 4-10 40.0% Game: 19-56 33.9% Deadball Rebounds 3  
 3FG %: 2-5 40.0% 3-7 42.9% 5-5 100.0% 1-4 25.0% 11-21 52.4%  
 FT %: 0-0 0.0% 1-2 50.0% 4-4 100.0% 7-8 87.5% 12-14 85.7%

**Monmouth 35 • 0-7,0-3 MAAC**

Hornmouth 33 - 67-63 MACC																
#	Player		Total		3-Ptr		Rebounds			PF	TP	A	TO	Blk	Stl	Min
			FG-FGA	FG-FGA	FT-FTA	FT-FTA	Off	Def	Tot							
25	Lucy Thomas	f	1-6	0-2	3-3	1	2	3	1	5	2	1	0	0		21
24	Belle Kranbuhl	c	0-11	0-0	0-2	3	8	11	1	0	2	2	5	0		26
01	Ariana Vanderhoop	g	2-5	0-0	0-0	1	1	2	1	4	1	1	1	0		21
02	Alexa Wallace	g	2-6	0-0	0-2	0	0	0	4	4	0	2	0	1		27
20	Jania Hall	g	3-10	2-4	0-0	4	4	8	0	8	1	2	0	0		31
03	Gabrielle Wener		1-5	0-3	0-0	1	1	2	0	2	1	0	0	0		17
11	Jen Louro		4-14	0-4	0-0	0	2	2	1	8	2	0	0	2		24
13	Saule Kaupyte		0-3	0-0	0-0	5	2	7	1	0	0	1	1	0		19
22	Sakeria Haralson		2-6	0-0	0-1	1	2	3	3	4	0	0	0	0		14
Team						3	1	4					1			
Totals			15-66	2-13	3-8	19	23	42	12	35	9	16	7	3		200
1st - Totals			6-10	21.6%	3rd - 3-13	16.7%	3rd - 4-30	30.0%	19	23	20.0%	Cmpg - 15.6%	33.3%	22.2%		

# BOX SCORES

## Game 9 - vs. Siena

**Official Basketball Box Score -- Game Totals -- Final Statistics**  
**Siena vs Monmouth**  
**02/03/21 7:00 pm at West Long Branch, NJ**

**Siena 60 • 2-3,2-3 MAAC**

#	Player		Total		3-Ptr		Rebounds			PF	TP	A	TO	Blk	Stl	Min
			FG-FGA	FG-FGA	FT-FTA	Off	Def	Total								
22	Chantell Gonzalez	c	0-3	0-0	0-0	2	5	7	0	0	0	0	1	1	23	
03	Rayshel Brown	g	2-6	0-0	6-6	3	3	6	4	10	2	1	0	0	35	
20	Margo Peterson	g	4-18	1-8	3-3	2	4	6	3	12	1	1	0	1	36	
23	Isis Young	g	9-22	6-14	4-5	1	3	4	1	28	4	2	0	1	39	
20	Ashley Williamson	g	2-7	2-5	0-0	0	0	0	0	6	0	0	0	1	32	
44	Sevval Istanbuluoglu		2-5	0-3	0-0	0	2	2	1	4	0	0	0	3	35	
Team						3	2	5					3			
Totals				19-61	9-30	13-14	11	19	30	9	60	7	7	1	7	200
1st - FG %:			5-14	35.7%	2nd: 4-17	23.5%	3rd: 5-17	29.4%	4th: 5-13	38.5%	Game: 19-61		31.1%	Deadball		
3FG %:			2-6	33.3%	0-6	0.0%	3-8	37.5%	4-10	40.0%	9-30		30.0%	Rebounds		
FT %:			0-0	0.0%	2-2	100.0%	6-6	100.0%	5-6	83.3%	13-14		92.9%	3		

**Monmouth 61 • 1-8,1-4 MAAC**

#	Player		Total			3-Ptr			Rebounds			PF	TP	A	TO	Blk	Stl	Min
			FG-FGA	FG-FGA	FT-FTA	Off	Def	Total	Off	Def	Total							
03	Gabrielle Wener	f	2-8	2-5	0-0	0	2	2	0	6	3	1	0	0	20			
25	Lucy Thomas	f	2-8	0-3	0-2	2	5	7	1	4	2	4	2	1	29			
24	Belle Kranbuhl	c	8-12	0-0	0-0	4	8	12	1	16	0	3	4	0	30			
01	Ariana Vanderhoop	c	3-7	1-1	2-2	2	2	4	1	9	1	2	0	1	33			
20	Janina Hall	g	4-9	1-2	4-6	2	1	3	3	13	0	2	0	1	30			
11	Jen Louro		4-12	1-7	0-0	0	1	1	3	9	6	2	0	1	30			
13	Saule Kaupyte		0-3	0-0	0-0	5	8	13	3	0	3	0	1	0	18			
22	Sakeria Haralson		2-4	0-0	0-0	1	0	1	1	4	0	0	0	0	10			
Team						5	1	6						1				
Totals				25-63	5-18	6-10	21	28	49	13	61	15	7	4	200			
1st - FG %:			8-22	36.4%	2nd: 7-12	58.3%	3rd: 4-13	30.8%	4th: 6-16	37.5%	Game: 25-63			39.7%	Deadball			
3FG %:			3-8	37.5%	0-1	0.0%	1-2	50.0%	1-7	14.3%	5-18			27.8%	Rebounds			
FT %:			2-2	100.0%	0-0	0.0%	1-4	25.0%	3-4	75.0%	6-10			60.0%	2,1			

Officials: Jorge Martinez,Anthony Reddin,Ashlee Goode  
 Technical fouls: Siena-None. Monmouth-None.  
 Attendance:  
 2020-21 Women's Basketball. Round: 0. Monmouth vs Siena. Played at OceanFirst

Score by periods						Points	In	Paint	Off	T/O	2nd	Fast	Bench	
1st	2nd	3rd	4th	Total										
Siena	12	10	19	19	60	14	18	7	11	4	13	4		
Monmouth	21	14	10	16	61	36	6	17	2	13	4			

Last FG - SIENA 4th-01:13, MONW 4th-00:02.  
 Largest lead - SIENA by 3 1st-08:33, MONW by 15 3rd-09:29.  
 SIENA led for 04:21. MONW led for 32:14. Game was tied for 03:25.  
 Score tied - 3 times.  
 Lead changed - 13 times.

## Game 10 - at Quinnipiac

**Official Basketball Box Score -- Game Totals -- Final Statistics**  
**Monmouth vs Quinnipiac**  
**02/06/21 2:00 pm at Hamden, CT**

**Monmouth 54 • 1-9,1-5 MAAC**

#	Player		Total		3-Ptr		Rebounds			PF	TP	A	TO	Blk	Stl	Min			
			FG	FGA	FG	FGA	FT	FTA	Off								Def	Total	
03	Gabrielle Wener	f	3-5	2-2	1-2	2	6	8	1	9	4	2	2	1	33				
23	Lucy Thomas	f	3-9	2-3	0-2	0	4	4	3	8	1	1	0	1	36				
24	Belle Kranbuhl	c	5-6	0-0	0-0	2	4	6	4	10	1	2	1	1	26				
01	Ariana Vanderhoop	g	1-5	0-0	0-0	0	4	4	0	2	0	6	0	1	27				
20	Janina Hall	g	5-10	2-4	2-4	0	2	2	1	14	3	4	0	0	36				
11	Jen Louro		2-7	2-3	1-2	0	2	2	4	7	3	2	0	0	25				
13	Saule Kaupyte		0-4	0-0	0-0	2	2	4	1	0	1	1	0	0	9				
22	Sakeria Haralson		2-4	0-0	0-1	1	1	2	3	4	0	1	1	0	8				
Team						2	3	5				3							
Totals				21-50		8-12		4-11		9	28	37	17	54	13	22	4	4	200
1st - FG %:			9-16	56.3%	2nd:	5-13	38.5%	3rd:	4-11	36.4%	4th:	3-10	30.0%	Game:		21-50	42.0%	Deadball	
3FG %:			2-2	100.0%	3rd:	3-3	100.0%	2nd:	2-5	40.0%	1-2	50.0%	8-12		66.7%	Rebounds			
FT %:			0-0	0.0%	1-3	33.3%	1-3	33.3%	2-6	33.3%	4-11	36.4%	9-11		81.8%	1			

**Quinnipiac 68 • 8-5,6-3 MAAC**

#	Player		Total		3-Ptr		Rebounds			PF	TP	A	TO	Blk	Stl	Min
			FG-FGA	FG-FGA	FT-FTA	Off	Def	Tot								
30	Mikala Morris	f	6-13	0-0	3-4	3	3	6	3	15	2	1	1	2	21	
12	Rose Caverly	g	1-5	0-3	2-4	1	5	6	1	4	5	3	0	0	34	
22	Mackenzie DeWees	g	8-10	1-2	3-5	1	4	5	1	20	2	0	0	5	32	
23	Sajada Bonner	g	0-3	0-1	2-2	0	0	0	0	2	1	0	0	0	22	
24	Amani Free	g	5-16	0-5	1-3	1	3	4	4	11	2	0	0	2	25	
00	Tiera White		3-7	0-0	2-2	2	1	3	0	8	2	0	1	1	16	
01	Vanessa Udoji		1-5	0-2	1-2	2	0	2	1	3	0	0	0	0	10	
03	Halee Smith		0-1	0-0	0-0	0	1	1	0	0	0	1	0	0	4	
14	Jillian Casey		0-0	0-0	0-0	0	0	0	0	0	0	0	0	0	3	
15	CurTiera Haywood		0-5	0-3	3-4	2	6	8	1	3	1	1	3	1	19	
33	Chiara Bacchini		1-4	0-2	0-0	1	1	2	1	2	0	0	0	3	14	
Team						7	2	9								
Totals				25-69	1-18	17-26	20	26	46	13	68	15	6	5	14	200
1st - FG %:			7-16	43.8%	2nd: 5-21	23.8%	3rd: 9-19	47.4%	4th: 4-13	30.8%	Game: 25-69		36.2%	Deadball		
3FG %:			0-4	0.0%	1-8	12.5%	0-2	0.0%	0-4	0.0%	1-18		5.6%	Rebounds		
FT %:			5-6	83.3%	3-5	60.0%	0-0	0.0%	9-15	60.0%	17-26		65.4%	5		

Officials: David Troyan,Michael Mei,Krystle Apellaniz  
 Technical fouls: Monmouth-None. Quinnipiac-None.  
 Attendance:  
 2020-21 Women's Basketball. Round: 0. Monmouth vs Quinnipiac. Played at People

Score by periods						Points	In	Paint	Off	T/O	2nd	Fast	Bench	
1st	2nd	3rd	4th	Total										
Monmouth	20	14	11	9	54	24	4	5	0	11	4			
Quinnipiac	19	14	18	17	68	34	24	15	4	16	11			

Last FG - MONW 4th-02:36, QU 4th-01:05.  
 Largest lead - MONW by 5 1st-00:57, QU by 16 4th-02:48.  
 MONW led for 09:07. QU led for 29:13. Game was tied for 01:40.  
 Score tied - 5 times.  
 Lead changed - 7 times.

## Game 11 - at Quinnipiac

**Official Basketball Box Score -- Game Totals -- Final Statistics**  
**Monmouth vs Quinnipiac**  
**02/07/21 2:00 pm at Hamden, CT**

**Monmouth 38 • 1-10,1-6 MAAC**

#	Player		Total		3-Ptr		Rebounds			PF	TP	A	TO	Blk	Stl	Min
			FG-FGA	FG-FGA	FT-FTA	Off	Def	Tot								
03	Gabrielle Wener	f	1-7	1-5	1-2	1	1	2	1	4	0	2	1	1	27	
25	Lucy Thomas	f	0-5	0-0	0-0	1	1	2	1	0	1	0	0	0	17	
24	Belle Kranbuhl	c	4-10	0-0	2-2	6	4	10	4	10	0	5	5	2	21	
01	Ariana Vanderhoop	g	2-7	0-1	0-0	0	3	3	0	4	2	0	0	0	29	
20	Janina Hall	g	2-12	1-4	6-6	2	3	5	2	11	2	4	0	0	30	
11	Jen Louro		1-8	0-3	2-2	1	5	6	3	4	0	6	1	0	33	
13	Saule Kaupyte		0-3	0-1	2-2	4	5	9	1	2	0	2	0	2	21	
15	Fatou Ndao		0-0	0-0	0-0	0	0	0	2	0	0	0	1	0	2	
22	Sakeria Haralson		1-2	0-0	1-3	3	2	5	1	3	1	0	1	0	20	
Team						0	0	0					1			
Totals				11-54	2-14	14-17	18	24	42	15	38	6	20	9	5	200
1st - FG %:		2-14	14.3%	2nd: 3-12	25.0%	3rd: 3-15	20.0%	4th: 3-13	23.1%	Game: 11-54		20.4%	Deadball			
3FG %:		0-2	0.0%	1-5	20.0%	0-3	0.0%	1-4	25.0%	2-14		14.3%	Rebounds			
FT %:		3-4	75.0%	2-3	66.7%	3-4	75.0%	6-6	100.0%	14-17		82.4%	4,3			

**Quinnipiac 53 • 9-5,7-3 MAAC**

#
---

# BOX SCORES

## Game 13 - at Saint Peter's

**Official Basketball Box Score -- Game Totals -- Final Statistics**  
**Monmouth vs Saint Peter's**  
**02/14/21 8:30 pm at Jersey City, NJ**

**Monmouth 63 • 2-11,2-7 MAAC**

#	Player		Total		3-Ptr		Rebounds			PF	TP	A TO Blk Stl				Min
			FG	FGA	FG	FGA	FT	FTA	Off			Def	Tot			
22	Sakeria Haralson	f	4-5	0-0	1-2	3	2	5	4	9	1	1	2	0	14	
24	Belle Kranbuhl	c	9-11	0-0	2-6	3	13	16	4	20	1	3	4	2	31	
01	Ariana Vanderhoop	g	4-6	1-2	1-1	0	1	1	1	10	1	2	0	0	37	
14	Destiny Jackson	g	0-2	0-2	2-2	0	2	2	3	2	2	0	0	0	17	
20	Jania Hall	g	2-4	0-1	0-0	0	2	2	5	4	3	3	0	0	24	
03	Gabrielle Wener	f	2-7	1-3	3-4	1	2	3	2	8	2	4	2	0	29	
11	Jen Louro	f	1-8	0-2	2-2	1	5	6	2	4	3	2	0	1	34	
13	Saule Kaupyte	f	3-6	0-0	0-0	1	0	1	1	6	0	4	0	0	14	
Team						2	2	4								
Totals			25-49		11-17	11	29	40	22	63	13	25	8	3	200	
1st - FG %: 6-12 50.0% 2nd: 5-13 38.5% 3rd: 9-15 60.0% 4th: 5-9 55.6% Game: 25-49 51.0% Deadball Rebounds 3,1 3FG %: 0-3 0.0% 1-4 25.0% 1-2 33.3% 0-1 0.0% 2-10 20.0% FT %: 1-1 100.0% 0-0 0.0% 2-3 66.7% 8-13 61.5% 11-17 64.7%																

**Saint Peter's 57 • 7-12,6-7 MAAC**

#	Player		Total		3-Ptr		Rebounds				PF	TP	A TO Blk Stl				Min
			FG-FGA	FG-FGA	FT-FTA	Off	Def	Tot	1	2			3	4	5	6	
12	Ajia James	f	1-5	0-0	0-0	1	1	2	4	2	1	0	0	1	25		
15	Sky Castro	f	1-3	0-0	1-2	5	3	8	4	3	0	0	0	2	18		
00	Binta Salawu	g	3-10	1-2	0-0	1	1	2	2	7	4	0	1	2	38		
01	Taiah Thornton	g	5-23	2-5	4-4	2	4	6	3	16	4	5	0	3	39		
23	Kendrea Williams	g	6-15	3-9	8-10	2	3	5	1	23	0	1	0	1	33		
03	Nickelle O'Neil		0-1	0-1	0-0	0	0	0	0	0	0	0	0	2	4		
11	Rachel Kuhl		0-1	0-0	0-0	0	0	0	2	0	0	0	0	0	6		
14	Taylor Abraham		0-3	0-1	1-2	1	2	3	2	1	0	0	0	0	14		
20	Victoria Ikenasio		1-1	0-0	1-2	1	0	1	5	3	0	3	0	0	8		
24	Jenna Clark		0-4	0-1	0-0	0	1	1	1	0	0	1	0	0	11		
33	Giah Moore		1-1	0-0	0-0	0	0	0	0	2	0	1	0	0	4		
Team						4	1	5			1						
Totals				18-67	6-19	15-20	17	16	33	24	57	9	12	1	11	200	
1st - FG %: 3-15 20.0%			2nd: 5-18 27.8%			3rd: 5-14 35.7%			4th: 5-20 25.0%			Game: 18-67 26.9%			Deadball Rebounds 7		
3FG %: 1-4 25.0%			3-7 42.9%			2-6 33.3%			0-2 0.0%			6-19 31.6%					
FT %: 0-0 0.0%			5-7 71.4%			7-9 77.8%			3-4 75.0%			15-20 75.0%					

Officials: Hillary Harwell, Ronnie Stephenson, Don Cumiskey  
 Technical fouls: Monmouth-None, Saint Peter's-None.  
 Attendance:  
 2020-21 Women's Basketball. Round: 0. Monmouth vs Saint Peter's. Played at Joh

Score by periods	1st	2nd	3rd	4th	Total	In Paint	Off	2nd	Fast	Bench
Monmouth	13	11	21	18	63	42	18	7	6	18
Saint Peter's	7	18	19	13	57	18	21	6	14	6

Last FG - MONW 4th-02:06, SP 4th-00:18.  
 Largest lead - MONW by 9 2nd-07:44, SP by 5 4th-07:29.  
 MONW led for 24:35. SP led for 14:18. Game was tied for 01:07.

Score tied - 6 times.  
 Lead changed - 16 times.

## Game 14 - at Fairfield

**Official Basketball Box Score -- Game Totals -- Final Statistics**  
**Monmouth vs Fairfield**  
**02/20/21 12:00 pm at Fairfield, CT**

**Monmouth 21 • 2-12,2-8 MAAC**

#	Player		Total		3-Ptr		Rebounds			PF	TP	A TO Blk Stl				Min
			FG-FGA	FG-FGA	FT-FTA	Off	Def	Tot								
03	Gabrielle Wener	f	1-12	0-4	0-0	0	4	4	1	2	1	2	1	1	23	
22	Sakeria Haralson	f	0-2	0-0	2-2	1	3	4	3	2	0	2	1	0	18	
24	Belle Kranbuhl	c	3-6	0-0	0-0	4	4	8	2	6	1	2	2	0	23	
01	Ariana Vanderhoop	g	1-8	0-1	2-2	1	3	4	2	4	0	1	0	0	26	
20	Jania Hall	g	0-6	0-3	0-0	0	3	3	0	0	1	1	0	0	26	
11	Jen Louro		1-12	1-9	2-2	1	4	5	3	5	0	3	0	0	35	
13	Saule Kaupyte		0-2	0-1	0-0	3	2	5	3	0	0	3	0	2	24	
14	Destiny Jackson		1-2	0-0	0-0	0	2	2	0	2	0	1	0	1	22	
15	Fatou Ndao		0-0	0-0	0-0	0	0	0	1	0	0	0	0	0	3	
Team						2	1	3				1				
Totals				7-50	1-18	6-6	12	26	38	15	21	3	16	4	4	200
1st - FG %: 1-17 5.9% 2nd: 0-9 0.0% 3rd: 4-10 40.0% 4th: 2-14 14.3% Game: 7-50 14.0% Deadball Rebounds 0																
3FG %: 0-5 0.0% 0-4 0.0% 1-5 20.0% 0-3 0.0% 1-18 5.6%																
FT %: 0-0 0.0% 0-0 0.0% 4-4 100.0% 2-2 100.0% 6-6 100.0%																

**Fairfield 51 • 9-4,8-3 MAAC**

#	Player		Total		3-Ptr	Rebounds			PF	TP	A TO Blk Stl				Min
			FG-FGA	FG-FGA	FT-FTA	Off	Def	Tot							
11	Lou Lopez-Senechal	f	5-17	2-9	1-1	1	1	2	1	13	2	3	0	2	33
15	Katie Armstrong	f	1-6	0-1	2-2	2	10	12	1	4	3	0	0	3	30
23	Callie Cavanaugh	f	5-12	0-0	2-3	3	3	6	3	12	0	1	1	0	26
41	Andrea Hernangomez	f	6-17	1-3	2-2	5	9	14	1	15	1	0	0	1	33
22	Rachel Hakes	g	0-3	0-1	0-0	1	2	3	2	0	4	2	1	0	34
02	Mimi Rubino		2-4	1-3	0-1	2	3	5	2	5	3	1	0	1	26
34	Dayna Tirado		0-0	0-0	0-0	0	0	0	0	0	0	2	0	0	3
42	Mackenzie Martin		1-3	0-1	0-0	1	1	2	1	2	0	1	0	0	15
Team						3	2	5							
Totals			20-62	4-18	7-9	18	31	49	11	51	13	10	2	7	200
1st - FG %: 2-15 13.3%    2nd: 6-19 31.6%    3rd: 5-19 26.3%    4th: 7-9 77.8%    Game: 20-62 32.3%    Deadball Rebounds 0 3FG %: 0-5 0.0%    1-5 20.0%    1-5 20.0%    2-3 66.7%    4-18 22.2% FT %: 1-1 100.0%    0-0 0.0%    2-3 66.7%    4-5 80.0%    7-9 77.8%															

Officials: Zoe Robbins, Michael DoCouto, Don Cumiskey  
 Technical fouls: Monmouth-None, Fairfield-None.  
 Attendance:  
 2020-21 Women's Basketball. Round: 0. Fairfield vs Monmouth. Played at Alumni

Score by periods	1st	2nd	3rd	4th	Total	In Paint	Off	2nd	Fast	Bench
Monmouth	2	0	13	6	21	8	18	2	10	7
Fairfield	5	13	13	20	51	13	11	2	7	7

Last FG - MONW 4th-02:42, FAIRF 4th-00:39.  
 Largest lead - MONW None, FAIRF by 30 4th-03:39.  
 MONW led for 00:00. FAIRF led for 34:08. Game was tied for 05:52.

Score tied - 1 time.  
 Lead changed - 0 times.

## Game 15 - at Fairfield

**Official Basketball Box Score -- Game Totals -- Final Statistics**  
**Monmouth vs Fairfield**  
**02/21/21 2:00 pm at Fairfield, CT**

**Monmouth 46 • 2-13,2-9 MAAC**

#	Player	Total		3-Ptr	Rebounds					PF	TP	A TO Blk Stl				Min
		FG-FGA	FG-FGA		FT-FTA	Off	Def	Tot	A			TO	Blk	Stl		
03	Gabrielle Wener	f	2-8	1-4	0-0	0	2	2	0	5	2	1	0	0	29	
24	Belle Kranbuhl	c	0-2	0-0	0-0	1	4	5	2	0	0	3	1	1	17	
01	Ariana Vanderhoop	g	4-5	1-1	1-1	0	3	3	2	10	4	2	0	0	32	
14	Destiny Jackson	g	0-3	0-1	0-0	0	2	2	0	0	1	1	0	0	17	
20	Jania Hall	g	4-10	3-5	1-2	1	3	4	1	12	1	2	0	0	33	
11	Jen Louro		7-16	5-10	0-0	0	4	4	2	19	2	3	0	1	33	
13	Saule Kaupyte		0-0	0-0	0-0	0	1	1	0	0	0	2	0	0	16	
15	Fatou Ndao		0-1	0-0	0-0	1	1	2	1	0	0	0	0	0	8	
22	Sakeria Haralson		0-2	0-0	0-0	1	3	4	0	0	0	1	0	0	15	
Team						1	3	4				1				
Totals			17-47	10-21	2-3	5	26	31	12	46	10	16	1	2	200	
1st		FG %: 4-12 33.3%	2nd: 2-9 22.2%	3rd: 4-12 33.3%	4th: 7-14 50.0%	Game: 17-47 36.2%					Deadball Rebounds 0					
		3FG %: 1-3 33.3%	1-2 50.0%	3-8 37.5%	5-7 71.4%	10-21 47.6%										
		FT %: 0-0 0.0%	1-2 50.0%	0-0 0.0%	1-1 100.0%	2-3 66.7%										

**Fairfield 60 • 10-4,9-3 MAAC**

#	Player		Total		3-Ptr	Rebounds			PF	TP	A TO Blk Stl				Min	
			FG-FGA	FG-FGA		FT-FTA	Off	Def			Tot					
11	Lou Lopez-Senechal	f	9-19	4-9	1-1	0	3	3	1	23	1	0	0	0	33	
15	Katie Armstrong	f	3-12	0-4	0-0	1	5	6	1	6	1	2	1	2	37	
23	Callie Cavanaugh	f	4-9	0-0	5-6	8	6	14	2	13	2	1	0	0	31	
41	Andrea Hernangomez	f	3-9	0-1	0-0	2	4	6	0	6	7	2	0	2	29	
22	Rachel Hakes	g	2-3	1-2	0-2	0	3	3	2	5	7	0	0	3	38	
02	Mimi Rubino		2-7	1-4	0-0	1	1	2	0	5	1	0	0	1	21	
31	Meagan Morelli		0-0	0-0	0-0	0	0	0	0	0	0	0	0	0	1	
42	Mackenzie Martin		1-2	0-1	0-0	0	1	1	0	2	0	1	0	0	10	
Team						0	3	3								
Totals				24-61	6-21	6-9	12	26	38	6	60	19	6	1	8	200
1st FG %: 8-17		47.1%	2nd: 8-15		53.3%	3rd: 4-18		22.2%	4th: 4-11		36.4%	Game: 24-61		39.3%	Deadball Rebounds	
3rd FG %: 2-7		28.6%	1-1		100.0%	1-4		25.0%	2-7		28.6%	6-21		28.6%		
FT %: 2-2		100.0%	1-1		100.0%	2-4		50.0%	1-2		50.0%	6-9		66.7%		

# 2020-21 OVERALL SEASON STATS

## THE STAT CREW SYSTEM Monmouth Combined Team Statistics (as of Mar 03, 2021) All games

RECORD:	OVERALL	HOME	AWAY	NEUTRAL
ALL GAMES	2-13	1-6	1-7	0-0
CONFERENCE	2-9	1-4	1-5	0-0
NON-CONFERENCE	0-4	0-2	0-2	0-0

#	Player	gp-gs	min	avg	Total		3-Point		F-Throw		Rebounds				pf	dq	a	to	blk	stl	pts	avg
					fg-fga	fg%	3fg-fga	3fg%	ft-fa	ft%	off	def	tot	avg								
20	Jania Hall	15-11	443	29.5	45-113	.398	15-36	.417	31-45	.689	13	31	44	2.9	23	1	26	39	0	8	136	9.1
11	Jen Louro	15-1	438	29.2	46-153	.301	20-74	.270	17-25	.680	8	42	50	3.3	40	1	29	36	4	10	129	8.6
24	Belle Kranbuhl	15-15	386	25.7	46-103	.447	0-0	.000	8-23	.348	35	90	125	8.3	34	0	7	43	43	8	100	6.7
03	Gabrielle Wener	13-10	312	24.0	26-88	.295	16-48	.333	12-22	.545	8	35	43	3.3	10	0	22	21	8	6	80	6.2
25	Lucy Thomas	11-11	301	27.4	23-82	.280	5-21	.238	16-27	.593	14	32	46	4.2	15	0	9	23	6	8	67	6.1
01	Ariana Vanderhoop	12-12	325	27.1	22-59	.373	3-7	.429	13-16	.813	7	29	36	3.0	14	0	17	25	1	4	60	5.0
22	Sakeria Haralson	11-3	152	13.8	20-39	.513	0-0	.000	5-13	.385	16	23	39	3.5	27	0	4	9	8	0	45	4.1
02	Alexa Wallace	5-4	137	27.4	5-33	.152	0-2	.000	5-10	.500	6	10	16	3.2	8	0	6	16	0	6	15	3.0
14	Destiny Jackson	9-8	213	23.7	7-43	.163	0-14	.000	10-16	.625	1	17	18	2.0	9	0	12	24	0	6	24	2.7
13	Saule Kaupyte	15-0	237	15.8	10-38	.263	1-3	.333	7-11	.636	24	40	64	4.3	19	0	6	37	3	12	28	1.9
15	Fatou Ndao	9-0	56	6.2	0-7	.000	0-0	.000	4-4	1.000	4	5	9	1.0	9	0	1	2	4	0	4	0.4
Team											35	32	67				24					
Total.....		15	3000		250-758	.330	60-205	.293	128-212	.604	171	386	557	37.1	208	2	139	299	77	68	688	45.9
Opponents.....		15	3000		340-929	.366	100-330	.303	139-191	.728	205	366	571	38.1	230	-	205	167	48	149	919	61.3

TEAM STATISTICS	MONW	OPP	Date	Opponent	Score	Att.
SCORING	688	919	11/27/20	at Rutgers	L 38-82	0
Points per game	45.9	61.3	12/02/20	LA SALLE	L 46-64	0
Scoring margin	-15.4	-	12/05/20	DREXEL	L 50-61	0
FIELD GOALS-ATT	250-758	340-929	12/15/20	at Saint Joseph's	L 52-80	0
Field goal pct	.330	.366	* 01/24/21	MANHATTAN	L 45-58	0
3 POINT FG-ATT	60-205	100-330	* 01/25/21	MANHATTAN	L 48-49	0
3-point FG pct	.293	.303	* 01/30/21	RIDER	L 35-61	0
3-pt FG made per game	4.0	6.7	* 01/31/21	RIDER	L 31-45	0
FREE THROWS-ATT	128-212	139-191	* 02/03/21	SIENA	W 61-60	0
Free throw pct	.604	.728	* 02/06/21	at Quinnipiac	L 54-68	0
F-Throws made per game	8.5	9.3	* 02/07/21	at Quinnipiac	L 38-53	0
REBOUNDS	557	571	* 02/13/21	at Saint Peter's	L 60-70	0
Rebounds per game	37.1	38.1	* 02/14/21	at Saint Peter's	W 63-57	0
Rebounding margin	-0.9	-	* 02/20/21	at Fairfield	L 21-51	0
ASSISTS	139	205	* 02/21/21	at Fairfield	L 46-60	0
Assists per game	9.3	13.7	* - MAAC game			
TURNOVERS	299	167				
Turnovers per game	19.9	11.1				
Turnover margin	-8.8	-				
Assist/turnover ratio	0.5	1.2				
STEALS	68	149				
Steals per game	4.5	9.9				
BLOCKS	77	48				
Blocks per game	5.1	3.2				
ATTENDANCE	0	0				
Home games-Avg/Game	7-0	8-0				
Neutral site-Avg/Game	-	0-0				

Score by Periods	1st	2nd	3rd	4th	Totals
Monmouth	163	140	184	201	688
Opponents	209	239	257	214	919





# 2020-21 MAAC ONLY STATS

## THE STAT CREW SYSTEM Monmouth Combined Team Statistics (as of Mar 03, 2021) MAAC games only

RECORD:	OVERALL	HOME	AWAY	NEUTRAL
ALL GAMES	2-9	1-4	1-5	0-0
CONFERENCE	2-9	1-4	1-5	0-0
NON-CONFERENCE	0-0	0-0	0-0	0-0

#	Player	gp-gs	min	avg	Total		3-Point		F-Throw		Rebounds				pf	dq	a	to	blk	stl	pts	avg
					fg-fga	fg%	3fg-fga	3fg%	ft-fa	ft%	off	def	tot	avg								
20	Jania Hall	11-10	338	30.7	34-86	.395	12-29	.414	23-33	.697	12	21	33	3.0	15	1	20	31	0	3	103	9.4
11	Jen Louro	11-1	331	30.1	31-112	.277	14-53	.264	12-18	.667	6	33	39	3.5	31	1	24	27	1	8	88	8.0
24	Belle Kranbuhl	11-11	296	26.9	39-81	.481	0-0	.000	8-21	.381	31	78	109	9.9	26	0	5	33	43	8	86	7.8
03	Gabrielle Wener	9-6	227	25.2	18-67	.269	10-34	.294	9-16	.563	7	24	31	3.4	8	0	17	14	6	6	55	6.1
01	Ariana Vanderhoop	9-9	262	29.1	20-50	.400	3-7	.429	9-10	.900	4	26	30	3.3	11	0	12	17	1	3	52	5.8
25	Lucy Thomas	7-7	194	27.7	13-51	.255	4-17	.235	7-13	.538	5	18	23	3.3	8	0	7	15	3	3	37	5.3
22	Sakeria Haralson	9-3	121	13.4	15-32	.469	0-0	.000	5-12	.417	12	19	31	3.4	24	0	2	7	5	0	35	3.9
02	Alexa Wallace	4-4	116	29.0	3-27	.111	0-1	.000	4-8	.500	5	8	13	3.3	8	0	6	15	0	3	10	2.5
13	Saule Kaupyte	11-0	181	16.5	8-30	.267	1-3	.333	7-9	.778	21	35	56	5.1	12	0	5	22	2	8	24	2.2
14	Destiny Jackson	5-4	101	20.2	3-16	.188	0-6	.000	4-4	1.000	0	8	8	1.6	5	0	4	11	0	2	10	2.0
15	Fatou Ndao	6-0	33	5.5	0-3	.000	0-0	.000	2-2	1.000	2	3	5	0.8	7	0	1	0	3	0	2	0.3
Team											19	25	44					17				
Total.....		11	2200		184-555	.332	44-150	.293	90-146	.616	124	298	422	38.4	155	2	103	209	64	44	502	45.6
Opponents.....		11	2200		232-687	.338	68-233	.292	100-142	.704	158	265	423	38.5	159	-	137	111	34	100	632	57.5


TEAM STATISTICS	MONW	OPP	Date	Opponent	Score	Att.
SCORING	502	632	* 01/24/21	MANHATTAN	L 45-58	0
Points per game	45.6	57.5	* 01/25/21	MANHATTAN	L 48-49	0
Scoring margin	-11.8	-	* 01/30/21	RIDER	L 35-61	0
FIELD GOALS-ATT	184-555	232-687	* 01/31/21	RIDER	L 31-45	0
Field goal pct	.332	.338	* 02/03/21	SIENA	W 61-60	0
3 POINT FG-ATT	44-150	68-233	* 02/06/21	at Quinnipiac	L 54-68	0
3-point FG pct	.293	.292	* 02/07/21	at Quinnipiac	L 38-53	0
3-pt FG made per game	4.0	6.2	* 02/13/21	at Saint Peter's	L 60-70	0
FREE THROWS-ATT	90-146	100-142	* 02/14/21	at Saint Peter's	W 63-57	0
Free throw pct	.616	.704	* 02/20/21	at Fairfield	L 21-51	0
F-Throws made per game	8.2	9.1	* 02/21/21	at Fairfield	L 46-60	0
REBOUNDS	422	423	* - MAAC game			
Rebounds per game	38.4	38.5				
Rebounding margin	-0.1	-				
ASSISTS	103	137				
Assists per game	9.4	12.5				
TURNOVERS	209	111				
Turnovers per game	19.0	10.1				
Turnover margin	-8.9	-				
Assist/turnover ratio	0.5	1.2				
STEALS	44	100				
Steals per game	4.0	9.1				
BLOCKS	64	34				
Blocks per game	5.8	3.1				
ATTENDANCE	0	0				
Home games-Avg/Game	5-0	6-0				
Neutral site-Avg/Game	-	0-0				

Score by Periods	1st	2nd	3rd	4th	Totals
Monmouth	129	100	139	134	502
Opponents	141	165	169	157	632





# 2020-21 TV/RADIO SPOT CHART



**1**

**Ariana Vanderhoop**  
Freshman \* Guard  
Boston, MA




**2**

**Alexa Wallace**  
Junior \* Guard  
Wheatley Heights, NY



**3**

**Gabrielle Wener**  
Freshman \* Forward  
Oakland, ME



**11**

**Jen Louro**  
R-Junior \* Guard  
Wall, NJ




**12**

**Brianna Livingston**  
Senior \* Guard  
Ontario, Canada




**13**

**Saule Kaupyte**  
Sophomore \* Forward  
Klaipeda, Lithuania



**14**

**Destiny Jackson**  
Sophomore \* Guard  
Hayward, CA



**15**

**Fatou Ndao**  
Senior \* Center  
Kaffrine, Senegal



**20**

**Jania Hall**  
Freshman \* Guard  
Gaithersburg, MD



**21**

**Zareia Chevre**  
Freshman \* Forward  
Inner Grove Heights, MN



**22**

**Sakeria Haralson**  
Freshman \* Forward  
Bellwood, PA




**23**

**Allure Simmons**  
Junior \* Guard  
Rochester, NY



**24**

**Belle Kranbuhl**  
Freshman \* Center  
Boonville, NY



**25**

**Lucy Thomas**  
Junior \* Forward  
Ocean, NJ




**HC**

**Jody Craig**  
Fourth Season  
Cal Poly State, '90




**AC**

**James Young**  
Fourth Season  
Green Mountain, '99



**AC**

**Kamiko Williams**  
Third Season  
Tennessee, '12



**AC**

**Jacinda Dunbar**  
First Season  
Quinnipiac, '12

